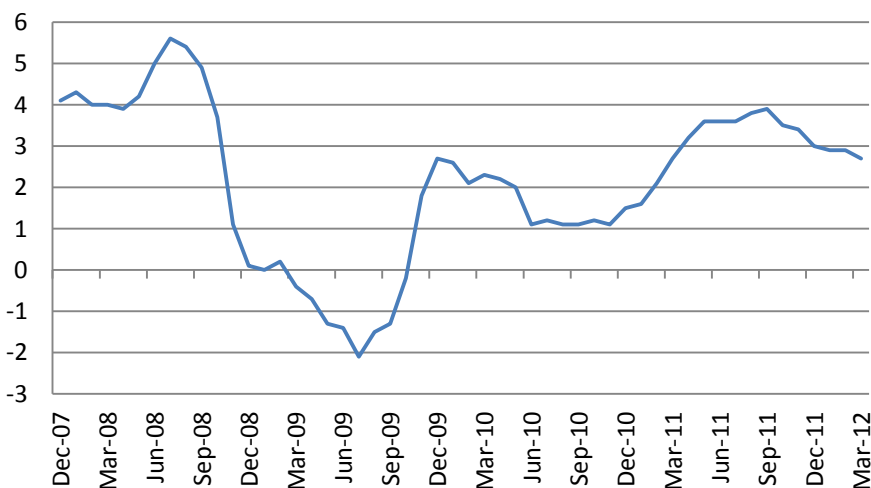


Ежедневный обзор мирового рынка акций

16 апреля 2012 г.

На биржах США в пятницу наблюдалось уверенное снижение котировок. Индекс S&P 500 потерял 1.25%, Russell 2000 по итогам дня понизился на 1.52%. В лидерах снижения были акции финансового (-2.52%) и высокотехнологического (-1.64%) секторов. Количество растущих/падающих акций составило 73/425. Индекс CBOE put/call в индексе S&P 500 сократился до 1.19. Разница по волатильности между опционами 90 и 110% составила 10.75. Активность гамма-хеджеров в начале сессии и позитивная отчетность JP Morgan и Wells Fargo «притянули» индекс в направлении уровней предыдущего закрытия, но продажи институциональных инвесторов под закрытие сформировали крайне негативную «темную свечу» на недельных графиках.

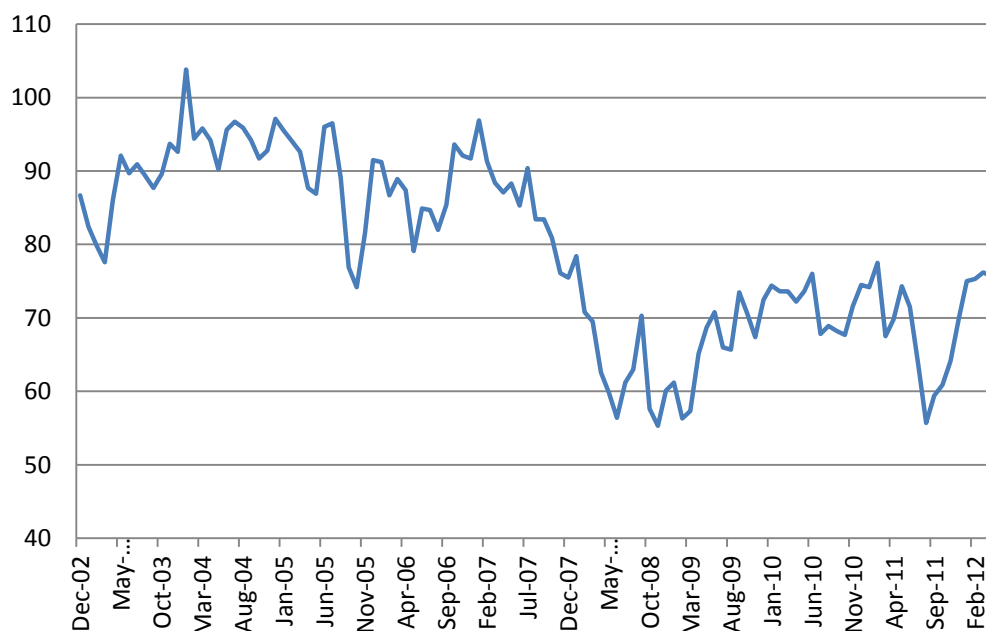
Индекс потребительских цен CPI в марте совпал с прогнозом – в годовом выражении рос составил 2.7%. Очищенный от влияния продовольственного и энергетического компонента индикатор вырос на 2.3% (прогноз – 2.2%).



Индекс уверенности потребителей Университета Мичиган понизился до 75.2 п.(прогноз – 76.2 п.)

Основные индикаторы рынка		
CDS HY 5Y	625.55	+5.59%
ITX Crossover Euro	291.77	+1.36%
CDS Japan 5Y	99.97	+0.08%
CDS EM 5Y	110.99	-0.21%
CDS Russia 5Y	202.52	+2.60%
US Tsys 10Y	2.41%	+0.12%
US Tsys 5Y	1.14%	+0.06%
Brazil 10Y	2.59%	+0.00%
Germany 10Y	1.18%	-0.00%
EUR/USD	1.3023	-0.42%
USD/JPY	80.65	+0.35%
EUR/GBP	0.8228	+0.29%
Oil Brent	119.86	-1.11%
Gold	1645.7	-0.87%
Copper	7990	-2.80%
Nickel	18246	-2.08%
S&P 500	1362.25	-0.20%
Russell 2000	796.29	-1.52%
Bovespa	62105.6	-1.51%
Topix	808	-0.74%
Shanghai Comp	2,353.99	-0.22%
S&P/ASX 300	4,301.60	-0.50%
Sensex 30	17,064.83	-0.17%
Bovespa	62,105.60	-1.51%
DJ Euro Stoxx 50 F	2226	-2.62%
CAC Futures	3188.5	-2.39%
DAX Futures	6588	-2.47%
CBOE Put/Call	0.74	+45.10%
CBOE Buy/Write M	887.18	-1.07%
VIX	19.55	+13.66%
VSTOXX	29.4063	+6.50%

*На 10:00 мск, по данным Bloomberg



На торгах Азии в начале недели наблюдается снижение котировок. Японский Nikkei понизился на 1.74%. Австралийский S&P/ASX 200 потерял 0.48%. Гонконгский Hang Seng потерял 0.66%. Корейский KOSPI понизился на 0.7%. Индексы шанхайской биржи в среднем понизились на 0.13-0.46%.

В США сегодня выйдут данные по розничным продажам, финансовым потокам от американского Минфина и запасам компаний. Кроме того, ФРС разместит казначейских облигаций на \$8 млрд. Выступят представители ФРС Пианалто и Буллард.

Отчеты опубликуют 5 корпораций индекса S&P 500 и 1 корпорация индекса DJ Stoxx Europe 600.

Почитать в блогах и СМИ

[Financial Instability For \(Keynesian\) Dummies](#)

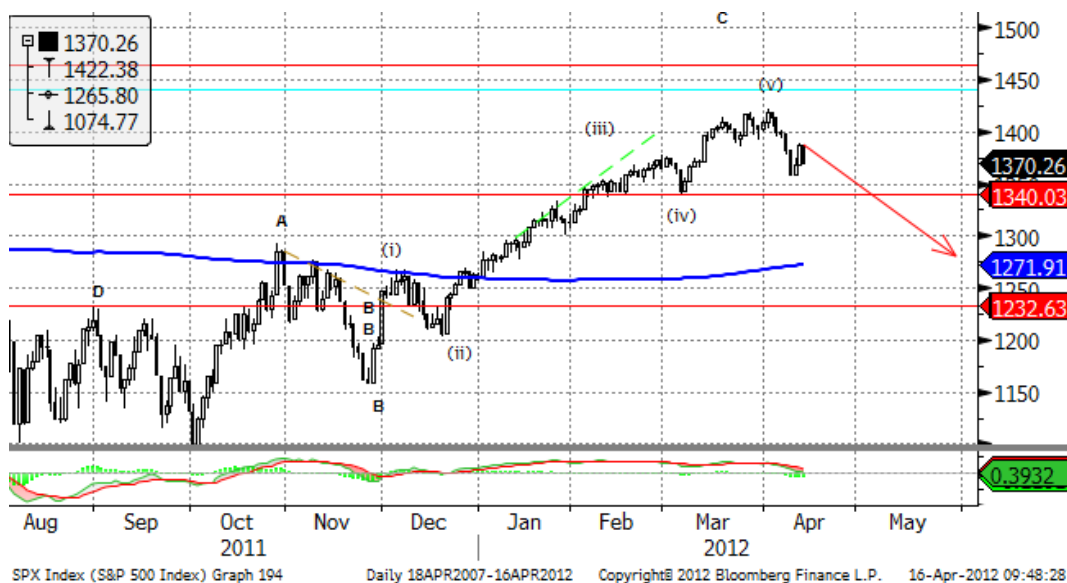
[Q+A: The 'Buffett Rule,' a minimum tax on the rich](#)

[Ex-Wall Street bankers bring science to China's rocky stock market](#)

[Crude slides on easing supply prospects](#)

[Spanish bond yields spike as mood sours](#)

Ежедневный обзор



SPX Index (S&P 500 Index) Graph 194 Daily 18APR2007-16APR2012 Copyright© 2012 Bloomberg Finance L.P. 16-Apr-2012 09:48:28

С технической точки зрения индекс поломал картину отскока и движется в направлении поддержки 1343 п.(4 волная движения с октябре 2011 года). Коррекционный потенциал остается – при его реализации возможные цели будут находиться на уровнях 1320, 1300. После теста поддержки - цели возможного дальнейшего роста – 1430, 1466, 1520, 1570.

Если мы наблюдаем конец корректирующего паттерна с 2009 года, то конечные среднесрочные цели находятся в районе 1100, 800 по индексу. В этом случае поддержки располагаются в районе 1260, 1200.

Eurostoxx x 600		
SX3P	404.9	+0.87%
SX4P	587.87	+1.96%
SX6P	258.41	-0.19%
SX7P	140.92	+1.40%
SX86P	112.58	+1.00%
SX8P	206.58	+0.85%
SXAP	319.71	+1.92%
SXDP	435.36	+0.82%
SXEP	334.3	+0.33%
SXFP	236.88	+1.48%
SXIP	147.06	+0.73%
SXKP	240.14	-0.00%
SXMP	166.3	+1.29%
SXNP	310.55	+2.11%
SXOP	241.69	+1.37%
SXPP	464.84	+3.03%
SXQP	471.92	+1.53%
SXRP	250.6	+1.17%
SXTP	124.56	+1.94%
SXXP	257.36	+1.15%

Наиболее активные акции в Европе		
BANCO ESPIRITO	1.044	-10.77%
NATL BANK GRE	1.86	-9.27%
PIRAEUS BANK	0.301	-9.06%
BANCO COM PO	0.116	-4.92%
GETINGE AB-B SI	177.3	-4.42%
FORTUM OYJ	16.57	-4.22%
PUBLIC POWER	3.1	-4.02%
RHOEN-KLINIKU	14.16	-3.48%
HUSQVARNA-B S	39.15	+7.79%
PETROPAVLOVSI	524.5	+7.88%
BARRATT DEV	137.9	+7.99%
BARCLAYS PLC	223.5	+8.31%
HAYS PLC	88.5	+9.67%
RAIFFEISEN BAN	24.12	+9.89%
BANCA POP MIL	0.377	+14.93%

Ежедневный обзор

Календарь макроэкономической статистики*						
Date Time		Event		Surve	Prior	Revised
04/16/2012 05:30	JN	Tokyo Dept. Store Sales (YoY)	MAR	--	-1.80%	--
04/16/2012 09:00	EC	Euro-Zone Trade Balance sa	FEB	5.0B	5.9B	--
04/16/2012 09:00	EC	Euro-Zone Trade Balance	FEB	3.0B	-7.6B	--
04/16/2012 12:30	US	Retail Sales Ex Auto & Gas	MAR	0.50%	0.60%	--
04/16/2012 12:30	US	Retail Sales Less Autos	MAR	0.60%	0.90%	--
04/16/2012 12:30	US	Empire Manufacturing	APR	18	20.21	--
04/16/2012 12:30	US	Advance Retail Sales	MAR	0.30%	1.10%	--
04/16/2012 13:00	US	Total Net TIC Flows	FEB	\$30.0	\$18.8B	--
04/16/2012 13:00	US	Net Long-term TIC Flows	FEB	\$40.0	\$101.0B	--
04/16/2012 14:00	US	Business Inventories	FEB	0.60%	0.70%	--
04/16/2012 14:00	US	NAHB Housing Market Index	APR	28	28	--
04/16/2012 15:00	US	U.S. Fed to Sell USD8-8.75 Bln				
04/16/2012 16:30	AS	ECB's Nowotny, CNB's Singer Speak				
04/16/2012 16:30	US	Fed's Pinalto Speaks on Banking				
04/16/2012 19:30	US	Fed's Bullard Speaks on Economy,				
04/17/2012 02:00	CH	Actual FDI (YoY)	MAR	-	-0.90%	--
04/17/2012 04:30	JN	Industrial Production (MoM)	FEB F	--	-1.20%	--
04/17/2012 05:00	JN	Consumer Confidence	MAR	40	39.5	--
04/17/2012 06:00	EC	EU 25 New Car Registrations	MAR	--	-9.70%	--
04/17/2012 08:30	UK	Retail Price Index	MAR	240.9	239.9	--
04/17/2012 08:30	UK	RPI (YoY)	MAR	3.60%	3.70%	--
04/17/2012 08:30	UK	RPI (MoM)	MAR	0.40%	0.80%	--
04/17/2012 08:30	UK	CPI (MoM)	MAR	0.30%	0.60%	--
04/17/2012 08:30	UK	CPI (YoY)	MAR	3.40%	3.40%	--
04/17/2012 09:00	EC	Euro-Zone CPI - Core (YoY)	MAR	1.50%	1.50%	--
04/17/2012 09:00	EC	ZEW Survey (Econ. Sentiment)	APR	--	11	--
04/17/2012 09:00	EC	Euro-Zone CPI (MoM)	MAR	1.20%	0.50%	--
04/17/2012 09:00	EC	Euro-Zone CPI (YoY)	MAR	2.60%	--	--
04/17/2012 09:00	GE	Zew Survey (Current Situation)	APR	35	37.6	--
04/17/2012 09:00	GE	ZEW Survey (Econ. Sentiment)	APR	19	22.3	--
04/17/2012 11:00	EC	ECB's Draghi Speaks in Frankfurt				
04/17/2012 12:30	US	Building Permits MOM%	MAR	-	5.10%	4.80%
04/17/2012 12:30	US	Housing Starts MOM%	MAR	1.00%	-1.10%	--
04/17/2012 12:30	US	Building Permits	MAR	710K	717K	715K
04/17/2012 12:30	US	Housing Starts	MAR	705K	698K	--
04/17/2012 13:15	US	Manufacturing (SIC) Production	MAR	--	0.30%	0.40%
04/17/2012 13:15	US	Capacity Utilization	MAR	78.60	78.70%	#####
04/17/2012 13:15	US	Industrial Production	MAR	0.30%	0.00%	--
04/17/2012 15:00	US	U.S. Fed to Purchase USD1.5-2 Bln				

Подиндекс		
S&P 500		Изм.
CONS DISCRET	353.27	-0.08%
CONS STAPLES	346.81	-1.28%
ENERGY	522.64	-1.67%
FINANCIALS	208.64	-0.47%
HEALTH CARE	427.50	-1.55%
INDUSTRIALS	317.60	-1.05%
INFO TECH	495.04	+0.09%
MATERIALS	230.86	-0.52%
TELECOM SERV	128.92	-1.90%
UTILITIES	175.02	-2.02%

Подиндекс	
S&P 500	
CONS DISCRET	352.7
CONS STAPLES	346.4
ENERGY	514.3
FINANCIALS	203.3
HEALTH CARE	423.3
INDUSTRIALS	313.3
INFO TECH	486.5
MATERIALS	228.3
TELECOM SERV	127.0
UTILITIES	174.3

Наиболее активные акции в США*		
NETAPP INC	40.95	-2.55%
EQT CORP	46.6	-1.81%
COMPUTER SCIENCE	27.69	-1.74%
WPX ENERGY	16.33	-1.21%
SOUTHWESTRN ENG	28.95	-1.19%
JM SMUCKER CO	79.37	-1.17%
APPLE INC	622.6	-0.94%
RANGE RESOURCES	56.3	-0.86%
HEWLETT-PACKARD	25.09	+7.87%
TITANIUM METALS	14	+7.94%
DR HORTON INC	15.19	+8.11%
OWENS-ILLINOIS	23.8	+8.13%
LENNAR CORP-A	26.5	+8.16%
CLIFFS NATURAL R	71.16	+8.20%

Ежедневный обзор

04/18/2012 08:00	EC	Euro-Zone Current Account nsa	FEB	--	-12.3B	--
04/18/2012 08:00	EC	ECB Euro-Zone Current Account SA	FEB	--	4.5B	--
04/18/2012 08:30	UK	Jobless Claims Change	MAR	6.0K	7.2K	--
04/18/2012 09:00	EC	Construction Output WDA YoY	FEB	--	-1.40%	--
04/18/2012 09:00	EC	Construction Output SA MoM	FEB	--	-0.80%	--
04/18/2012 11:00	US	MBA Mortgage Applications	13-Apr	--	-2.40%	--
04/18/2012 15:00	US	U.S. Fed to Sell USD8-8.75 Bln				
04/18/2012 18:00	US	U.S. Fed to Purchase USD4.25-5 Bln				
04/19/2012	WW	G-20 Meeting, DC				
04/19/2012 12:30	US	Continuing Claims	7-Apr	3300K	3251K	--
04/19/2012 12:30	US	Initial Jobless Claims	14-Apr	370K	380K	--
04/19/2012 13:45	US	Bloomberg Economic Expectations	APR	--	1	--
04/19/2012 13:45	US	Bloomberg Consumer Comfort	15-Apr	--	-32.8	--
04/19/2012 14:00	EC	Euro-Zone Consumer Confidence	APR A	-19	-19.1	--
04/19/2012 14:00	US	Existing Home Sales MoM	MAR	0.70%	-0.90%	--
04/19/2012 14:00	US	Philadelphia Fed.	APR	12	12.5	--
04/19/2012 14:00	US	Leading Indicators	MAR	0.20%	0.70%	--
04/19/2012 14:00	US	Existing Home Sales	MAR	4.62	4.59M	--
04/19/2012 15:00	US	U.S. Fed to Purchase USD1.5-2 Bln				
04/19/2012 15:30	GE	ECB's Praet Speech on Role of ECB				
04/19/2012 17:00	US	U.S. to Sell USD16 Bln 5-Year TIPS				
04/19/2012 18:30	EC	ECB's Asmussen Speaks in				
04/20/2012 06:00	GE	Producer Prices (YoY)	MAR	3.10%	3.20%	--
04/20/2012 06:00	GE	Producer Prices (MoM)	MAR	0.40%	0.40%	--
04/20/2012 07:00	JN	Convenience Store Sales YoY	MAR	--	4.80%	--
04/20/2012 08:00	GE	IFO - Current Assessment	APR	117	117.4	--
04/20/2012 08:00	GE	IFO - Expectations	APR	102.3	102.7	--
04/20/2012 08:00	GE	IFO - Business Climate	APR	109.5	109.8	--
04/20/2012 13:00	US	G-20 Finance Ministers, Central				
04/20/2012 15:00	US	U.S. Fed to Sell USD8-8.75 Bln				
04/20/2012 16:45	EC	ECB's Asmussen Speaks in				
04/21/2012 17:30	EC	German National Press Conference				
04/23/2012 05:00	JN	Coincident Index CI	FEB F	--	93.7	--
04/23/2012 07:30	GE	PMI Services	APR A	--	52.1	--
04/23/2012 07:30	GE	PMI Manufacturing	APR A	--	48.4	--
04/23/2012 08:00	EC	PMI Services	APR A	--	49.2	--
04/23/2012 08:00	EC	PMI Composite	APR A	--	49.1	--
04/23/2012 08:00	EC	PMI Manufacturing	APR A	--	47.7	--
04/23/2012 09:00	EC	Euro-Zone Govt Debt/GDP Ratio	2011	--	85.40%	--
04/23/2012 13:30	EC	ECB Calls for Bids in 7-Day Main				
04/23/2012 13:30	EC	ECB Announces Bond Purchase				
04/23/2012 15:00	US	U.S. Fed to Purchase USD1.5-2 Bln				
04/23/2012 22:00	US	ECB's Weidmann Speaks in New				

Ежедневный обзор

04/24/2012 02:00	CH	Conference Board China March				
04/24/2012 13:00	US	S&P/CS 20 City MoM% SA	FEB	--	-0.04%	--
04/24/2012 13:00	US	S&P/CS Composite-20 YoY	FEB	--	-3.78%	--
04/24/2012 13:00	US	S&P/CaseShiller Home Price Ind	FEB	--	135.46	--
04/24/2012 14:00	US	New Home Sales MoM	MAR	2.20%	-1.60%	--
04/24/2012 14:00	US	House Price Index MoM	FEB	--	0.00%	--
04/24/2012 14:00	US	Richmond Fed Manufact. Index	APR	--	7	--
04/24/2012 14:00	US	New Home Sales	MAR	320K	313K	--
04/24/2012 14:00	US	Consumer Confidence	APR	70.5	70.2	--
04/24/2012 15:00	US	U.S. Fed to Purchase USD4.25-5 Bln				
04/24/2012 15:30	US	U.S. to Sell 4-Week Bills				
04/24/2012 17:00	US	U.S. to Sell 2-Year Notes				
04/25/2012 07:15	EC	ECB Calls for Bids in 7-Day US				
04/25/2012 08:30	UK	GDP (YoY)	1Q A	--	0.50%	--
04/25/2012 08:30	UK	GDP (QoQ)	1Q A	--	-0.30%	--
04/25/2012 09:15	EC	ECB Announces Allotment in 3-				
04/25/2012 11:00	US	MBA Mortgage Applications	20-Apr	--	--	--
04/25/2012 12:30	US	Cap Goods Ship Nondef Ex Air	MAR	--	1.40%	--
04/25/2012 12:30	US	Cap Goods Orders Nondef Ex Air	MAR	--	1.20%	--
04/25/2012 12:30	US	Durables Ex Transportation	MAR	0.00%	1.60%	1.80%
04/25/2012 12:30	US	Durable Goods Orders	MAR	-	2.20%	2.40%
04/25/2012 16:30	US	FOMC Rate Decision	25-Apr	--	0.25%	--
04/25/2012 17:00	US	U.S. to Sell 5-Year Notes				
04/25/2012 18:00	US	FOMC to Release Projections of				
04/25/2012 18:15	US	Fed's Bernanke Holds Press				
04/26/2012 04:30	JN	All Industry Activity Index (MoM)	FEB	--	-1.00%	--
04/26/2012 07:00	EC	ECB's Draghi, EU's Barnier to				
04/26/2012 09:00	EC	Euro-zone Services Confidence	APR	--	-0.3	--
04/26/2012 09:00	EC	Business Climate Indicator	APR	--	-0.3	--
04/26/2012 09:00	EC	Euro-Zone Indust. Confidence	APR	--	-7.2	--
04/26/2012 09:00	EC	Euro-Zone Economic Confidence	APR	--	94.4	--
04/26/2012 09:00	EC	Euro-Zone Consumer Confidence	APR F	--	--	--
04/26/2012 12:00	GE	CPI - EU Harmonised (MoM)	APR P	--	0.40%	--
04/26/2012 12:00	GE	CPI - EU Harmonised (YoY)	APR P	--	2.30%	--
04/26/2012 12:00	GE	Consumer Price Index (YoY)	APR P	--	2.10%	--
04/26/2012 12:00	GE	Consumer Price Index (MoM)	APR P	--	0.30%	--
04/26/2012 12:30	US	Chicago Fed Nat Activity Index	MAR	--	-0.09	--
04/26/2012 12:30	US	Continuing Claims	14-Apr	--	--	--
04/26/2012 12:30	US	Initial Jobless Claims	21-Apr	--	--	--
04/26/2012 13:45	US	Bloomberg Consumer Comfort	22-Apr	--	--	--
04/26/2012 14:00	US	Pending Home Sales YoY	MAR	--	13.90%	--
04/26/2012 14:00	US	Pending Home Sales MoM	MAR	2.00%	-0.50%	--
04/26/2012 15:00	US	U.S. Fed to Purchase USD1.5-2 Bln				

Ежедневный обзор

04/26/2012 17:00	US	U.S. to Sell 7-Year Notes				
04/26/2012 23:01	UK	GfK Consumer Confidence Survey	APR	--	-31	--
04/26/2012 23:30	JN	Tokyo CPI YoY	APR	--	-0.10%	--
04/26/2012 23:30	JN	Natl CPI YoY	MAR	--	0.30%	--
04/26/2012 23:50	JN	Industrial Production (MoM)	MAR P	--	--	--
04/27/2012	JN	BOJ Target Rate	27-Apr	--	0.10%	--
04/27/2012 01:30	CH	Industrial Profits YTD YoY	MAR	--	-5.20%	--
04/27/2012 01:35	CH	MNI April Business Condition				
04/27/2012 06:00	GE	GfK Consumer Confidence Survey	MAY	--	5.9	--
04/27/2012 12:30	US	Personal Consumption	1Q A	--	2.10%	--
04/27/2012 12:30	US	Core PCE QoQ	1Q A	2.10%	1.30%	--
04/27/2012 12:30	US	Employment Cost Index	1Q	0.50%	0.40%	--
04/27/2012 12:30	US	GDP Price Index	1Q A	2.20%	0.90%	--
04/27/2012 12:30	US	GDP QoQ (Annualized)	1Q A	2.30%	3.00%	--
04/27/2012 13:30	EC	ECB Calls for Bids in 7-Day Main				
04/27/2012 13:55	US	U. of Michigan Confidence	APR F	--	75.7	--
04/27/2012 15:00	US	U.S. Fed to Sell USD8-8.75 Bln				
04/30/2012 08:00	EC	Euro-Zone M3 s.a. 3 mth ave.	MAR	--	2.30%	--
04/30/2012 08:00	EC	Euro-Zone M3 s.a. (YoY)	MAR	--	2.80%	--
04/30/2012 09:00	EC	Euro-Zone CPI Estimate (YoY)	APR	--	2.60%	--
04/30/2012 09:15	EC	ECB Announces Allotment in 7-Day				
04/30/2012 12:30	US	Revisions: Retail Sales				
04/30/2012 12:30	US	PCE Deflator (YoY)	MAR	--	2.30%	--
04/30/2012 12:30	US	PCE Core (YoY)	MAR	--	1.90%	--
04/30/2012 12:30	US	PCE Core (MoM)	MAR	--	0.10%	--
04/30/2012 12:30	US	Personal Income	MAR	--	0.20%	--
04/30/2012 12:30	US	Personal Spending	MAR	--	0.80%	--
04/30/2012 13:30	EC	ECB Announces Bond Purchase				
04/30/2012 13:45	US	Chicago Purchasing Manager	APR	--	62.2	--
04/30/2012 14:00	US	NAPM-Milwaukee	APR	--	51.8	--
04/30/2012 14:30	US	Dallas Fed Manf. Activity	APR	--	10.8	--
04/30/2012 15:00	US	U.S. Fed to Purchase USD1.5-2 Bln				
04/30/2012 05/05	GE	Retail Sales (YoY)	MAR	--	1.70%	--
04/30/2012 05/05	GE	Retail Sales (MoM)	MAR	--	-1.10%	--
22-25 APR	CH	HSBC Flash China Manufacturing	APR	--	48.3	--
24-30 APR	GE	Import Price Index (MoM)	MAR	--	1.00%	--
24-30 APR	GE	Import Price Index (YoY)	MAR	--	3.50%	--
27-30 APR	CH	Leading Index	MAR	--	101.27	--

Ежедневный обзор

Календарь отчетности, Европа*						
Компания	Тиккер	Дата	Время	Период	Консенсус	Оptionные ожидания колебания
Kuehne + Nagel International AG	KNIN VX	4/16/2012		Q1 2012	1.2	-
Castellum AB	CAST SS	4/17/2012	9:00	Q1 2012	1.173	-
Wirecard AG	WDI GR	4/17/2012		Y 2011	0.61	1.85
ASML Holding NV	ASML NA	4/18/2012		Q1 2012	0.655	3.17
Svenska Cellulosa AB	SCAB SS	4/18/2012		Q1 2012	2.199	3.18
TESCO PLC	TSCO LN	4/18/2012		Y 2012	0.344	3.32
Trelleborg AB	TRELB SS	4/19/2012	11:00	Q1 2012	1.608	4.17
Nokia OYJ	NOK1V FH	4/19/2012		Q1 2012	-0.023	6.78
Tele2 AB	TEL2B SS	4/19/2012		Q1 2012	2.752	2.03
Modern Times Group AB	MTGA SS	4/19/2012		Q1 2012	6.258	-
CaixaBank	CABK SM	4/19/2012		Q1 2012		-
Getinge AB	GETIB SS	4/19/2012		Q1 2012	2.117	2.12
Sodexo	SW FP	4/19/2012		S1 2012		0.82
TeliaSonera AB	TLSN SS	4/19/2012		Q1 2012	1.101	5.33
Actelion Ltd	ATLN VX	4/19/2012		Q1 2012	0.653	-
Schindler Holding AG	SCHP VX	4/19/2012		Q1 2012	1.25	-
Enagas SA	ENG SM	4/19/2012		Q1 2012		-
Akzo Nobel NV	AKZA NA	4/19/2012		Q1 2012	0.65	2.24
SKF AB	SKFB SS	4/19/2012		Q1 2012	2.98	4.24
Debenhams PLC	DEB LN	4/19/2012		S1 2012	0.072	-
Chr Hansen Holding A/S	CHR DC	4/20/2012	3:00	Q2 2012	0.197	-
Wartsila OYJ Abp	WRT1V FH	4/20/2012	5:30	Q1 2012	0.341	-
Investment AB Kinnevik	KINVB SS	4/20/2012	6:00	Q1 2012		0.09
National Bank of Greece SA	ETE GA	4/20/2012	14:30	Y 2011	-0.097	-
Heineken NV	HEIA NA	4/20/2012		Q1 2012		2.15
Elan Corp PLC	ELN ID	4/20/2012		Q1 2012	0.014	-
Orion OYJ	ORNBV FH	4/22/2012		Q1 2012	0.406	-
Alfa Laval AB	ALFA SS	4/23/2012	12:00	Q1 2012	1.734	3.62
Koninklijke Philips Electronics NV	PHIA NA	4/23/2012		Q1 2012	0.228	2.70
Saipem SpA	SPM IM	4/23/2012		Q1 2012	0.545	-
Snam SpA	SRG IM	4/24/2012	Bef-mkt	Q1 2012		-
ARM Holdings PLC	ARM LN	4/24/2012	Bef-mkt	Q1 2012	0.031	-
Kemira OYJ	KRA1V FH	4/24/2012	6:30	Q1 2012	0.207	-
Scania AB	SCVB SS	4/24/2012	7:30	Q1 2012	1.941	-
Kone OYJ	KNEBV FH	4/24/2012	9:30	Q1 2012	0.365	-
Assa Abloy AB	ASSAB SS	4/24/2012	10:00	Q1 2012	3.005	2.17
Stora Enso OYJ	STERV FH	4/24/2012	10:00	Q1 2012	0.121	2.74

Ежедневный обзор

Investor AB	INVEB SS	4/24/2012		Q1 2012		-
Koninklijke KPN NV	KPN NA	4/24/2012		Q1 2012	0.205	1.54
Skandinaviska Enskilda Banken AB	SEBA SS	4/24/2012		Q1 2012	1.218	5.49
Zodiac Aerospace	ZC FP	4/24/2012		S1 2012		-
Temenos Group AG	TEMN SW	4/24/2012		Q1 2012	0.078	3.28
Novartis AG	NOVN VX	4/24/2012		Q1 2012	1.357	-
Nordea Bank AB	NDA SS	4/24/2012		Q1 2012	0.184	3.47
Associated British Foods PLC	ABF LN	4/24/2012		S1 2012	0.336	-
Konecranes OYJ	KCR1V FH	4/25/2012	6:00	Q1 2012	0.253	-
Novozymes A/S	NZYMB DC	4/25/2012	6:00	Q1 2012	1.55	3.03
Ebro Foods SA	EBRO SM	4/25/2012		Q1 2012		1.95
Societe BIC SA	BB FP	4/25/2012		Q1 2012		0.97
Telefonaktiebolaget LM Ericsson	ERICB SS	4/25/2012		Q1 2012	0.598	5.42
Electrolux AB	ELUXB SS	4/25/2012		Q1 2012	1.603	5.22
Swedbank AB	SWEDA SS	4/25/2012		Q1 2012	2.624	3.03
Credit Suisse Group AG	CSGN VX	4/25/2012		Q1 2012	1.037	-
ABB Ltd	ABBN VX	4/25/2012		Q1 2012	0.321	-
Telenor ASA	TEL NO	4/25/2012		Q1 2012	1.945	4.30
Puma SE	PUM GR	4/25/2012		Q1 2012	5.31	1.43
Siemens AG	SIE GR	4/25/2012		Q2 2012	1.58	1.84
SAP AG	SAP GR	4/25/2012		Q1 2012	0.532	0.94
GlaxoSmithKline PLC	GSK LN	4/25/2012		Q1 2012	0.292	2.41
Standard Life PLC	SL/ LN	4/25/2012		Q1 2012		-
QIAGEN NV	QGEN US	4/25/2012		Q1 2012	0.198	2.68
Logitech International SA	LOGN VX	4/26/2012	2:00	Y 2012	0.473	-
Randstad Holding NV	RAND NA	4/26/2012	Bef-mkt	Q1 2012	0.34	3.83
Geberit AG	GEBN VX	4/26/2012	5:00	Q1 2012	1.7	-
Mobistar SA	MOBB BB	4/26/2012	5:00	Q1 2012		2.85
Coloplast A/S	COLOB DC	4/26/2012	6:00	Q2 2012	12.322	-
Kesko OYJ	KESBV FH	4/26/2012	6:00	Q1 2012	0.232	-
Royal Dutch Shell PLC	RDSA LN	4/26/2012	6:00	Q1 2012	1.104	-
Neste Oil OYJ	NES1V FH	4/26/2012	6:00	Q1 2012	0.169	1.37
Fortum OYJ	FUM1V FH	4/26/2012	6:00	Q1 2012	0.543	3.12
Husqvarna AB	HUSQB SS	4/26/2012	6:00	Q1 2012	1.027	4.58
UPM-Kymmene OYJ	UPM1V FH	4/26/2012	6:30	Q1 2012	0.129	3.19
Shire PLC	SHP LN	4/26/2012	11:00	Q1 2012	0.9	2.83
STMicroelectronics NV	STM IM	4/26/2012	12:00	Q1 2012	-0.037	3.70
Ferrovial SA	FER SM	4/26/2012	Aft-mkt	Q1 2012		1.83
Outotec OYJ	OTE1V FH	4/26/2012		Q1 2012	0.376	-
Metso OYJ	MEO1V FH	4/26/2012		Q1 2012	0.59	1.96

Ежедневный обзор

Fiat SpA	F IM	4/26/2012		Q1 2012		-
Fiat Industrial SpA	FI IM	4/26/2012		Q1 2012	0.113	-
Rhoen Klinikum AG	RHK GR	4/26/2012		Q1 2012	0.27	2.30
Volvo AB	VOLVB SS	4/26/2012		Q1 2012	1.759	3.82
Tenaris SA	TEN IM	4/26/2012		Q1 2012	0.318	4.27
Deutsche Bank AG	DBK GR	4/26/2012		Q1 2012	1.678	4.25
Banco Bilbao Vizcaya Argentaria SA	BBVA SM	4/26/2012		Q1 2012	0.195	1.99
Banco Santander SA	SAN SM	4/26/2012		Q1 2012	0.195	3.15
Iberdrola SA	IBE SM	4/26/2012		Q1 2012		-
Bolsas y Mercados Espanoles SA	BME SM	4/26/2012		Q1 2012	0.415	-
Wincor Nixdorf AG	WIN GR	4/26/2012		Q2 2012	0.755	3.15
Volkswagen AG	VOW GR	4/26/2012		Q1 2012		2.82
Sandvik AB	SAND SS	4/26/2012		Q1 2012	1.773	1.30
Banco de Sabadell SA	SAB SM	4/26/2012		Q1 2012	0.035	-
JM AB	JM SS	4/26/2012		Q1 2012	2.518	-
Imerys SA	NK FP	4/26/2012		Q1 2012		2.80
Svenska Handelsbanken AB	SHBA SS	4/26/2012		Q1 2012	5.074	3.01
Bayer AG	BAYN GR	4/26/2012		Q1 2012	1.435	1.85
Technip SA	TEC FP	4/26/2012		Q1 2012	1.02	1.58
Alcatel-Lucent/France	ALU FP	4/26/2012		Q1 2012	-0.025	10.48
Dassault Systemes SA	DSY FP	4/26/2012		Q1 2012	0.686	0.97
Admiral Group PLC	ADM LN	4/26/2012		Q1 2012		-
Jeronimo Martins SGPS SA	JMT PL	4/26/2012		Q1 2012	0.17	-
AstraZeneca PLC	AZN LN	4/26/2012		Q1 2012	1.756	2.54
Whitbread PLC	WTB LN	4/26/2012		Y 2012	1.316	4.24
ENI SpA	ENI IM	4/27/2012	Bef-mkt	Q1 2012	0.583	-
Galp Energia SGPS SA	GALP PL	4/27/2012	Bef-mkt	Q1 2012	0.075	-
YIT OYJ	YTY1V FH	4/27/2012	5:00	Q1 2012	0.275	-
Daimler AG	DAI GR	4/27/2012	5:30	Q1 2012	1.34	2.23
SSAB AB	SSABA SS	4/27/2012	6:00	Q1 2012	0.872	4.03
Yara International ASA	YAR NO	4/27/2012	6:00	Q1 2012	8.825	4.28
Amer Sports Oyj	AMEAS FH	4/27/2012	10:00	Q1 2012	0.113	-
Elisa OYJ	EL1V FH	4/27/2012		Q1 2012	0.29	-
Atlas Copco AB	ATCOA SS	4/27/2012		Q1 2012	2.562	-
Total SA	FP FP	4/27/2012		Q1 2012	1.364	-
Aixtron SE NA	AIXA GR	4/27/2012		Q1 2012	-0.146	6.70
DSV A/S	DSV DC	4/27/2012		Q1 2012	1.843	2.86
Sanofi	SAN FP	4/27/2012		Q1 2012	1.682	1.62
Software AG	SOW GR	4/27/2012		Q1 2012	0.385	4.96
Novo Nordisk A/S	NOVOB DC	4/27/2012		Q1 2012	8.483	2.68

Ежедневный обзор

Rheinmetall AG	RHM GR	4/27/2012	Q1 2012	1.006	1.27
Norsk Hydro ASA	NHY NO	4/27/2012	Q1 2012	0.224	-
NCC AB	NCCA SS	4/27/2012	Q1 2012	-1.38	-
Nobel Biocare Holding AG	NOBN VX	4/27/2012	Q1 2012	0.092	-
BASF SE	BAS GR	4/27/2012	Q1 2012	1.425	1.61
Oriflame Cosmetics SA	ORI SS	4/27/2012	Q1 2012	0.529	2.18
Acerinox SA	ACX SM	4/27/2012	Q1 2012		-
Deutsche Boerse AG	DB1 GR	4/27/2012	Q1 2012	1.178	1.47
Barclays PLC	BARC LN	4/27/2012	Q1 2012		2.89
Anheuser-Busch InBev NV	ABI BB	4/30/2012	Q1 2012	0.91	2.02
UBS AG	UBSN VX	4/30/2012	Q1 2012	0.38	-
Erste Group Bank AG	EBS AV	4/30/2012	Q1 2012		4.29
Aberdeen Asset Management PLC	ADN LN	4/30/2012	S1 2012	0.09	-
Reckitt Benckiser Group PLC	RB/ LN	5/1/2012	Q1 2012	0.554	0.88
BP PLC	BP/ LN	5/1/2012	Q1 2012	0.27	1.98
Imperial Tobacco Group PLC	IMT LN	5/1/2012	S1 2012		-
TNT Express NV	TNTE NA	5/2/2012	Q1 2012	0.06	1.26
Fuchs Petrolub AG	FPE GR	5/2/2012	Q1 2012	0.695	-
Swisscom AG	SCMN VX	5/2/2012	Q1 2012	8.085	-
Vestas Wind Systems A/S	VWS DC	5/2/2012	Q1 2012	-0.23	4.88
Telenet Group Holding NV	TNET BB	5/2/2012	Q1 2012	0.265	7.60
Sydbank A/S	SYDB DC	5/2/2012	Q1 2012	2.6	-
Cofinimmo	COFB BB	5/2/2012	Q1 2012	1.84	1.76
Home Retail Group PLC	HOME LN	5/2/2012	Y 2012	0.085	-
British Sky Broadcasting Group PLC	BSY LN	5/2/2012	Q3 2012	0.113	1.91

Ежедневный обзор

Календарь отчетности, США*						
Компания	Тикер	Дата	Время			Опционная амплитуда колебаний
Charles Schwab Corp/The	SCHW US	4/16/2012	Bef-mkt	Q1 2012	0.149	2.43
Gannett Co Inc	GCI US	4/16/2012	Bef-mkt	Q1 2012	0.309	4.80
Mattel Inc	MAT US	4/16/2012	10:00	Q1 2012	0.071	4.09
Citigroup Inc	C US	4/16/2012	12:00	Q1 2012	0.983	2.01
US Bancorp	USB US	4/17/2012	Bef-mkt	Q1 2012	0.641	1.57
Northern Trust Corp	NTRS US	4/17/2012	Bef-mkt	Q1 2012	0.658	2.67
Comerica Inc	CMA US	4/17/2012	Bef-mkt	Q1 2012	0.556	3.41
Coca-Cola Co/The	KO US	4/17/2012	Bef-mkt	Q1 2012	0.876	1.29
Goldman Sachs Group Inc/The	GS US	4/17/2012	12:00	Q1 2012	3.344	1.70
WW Grainger Inc	GWW US	4/17/2012	12:00	Q1 2012	2.499	2.34
Stryker Corp	SYK US	4/17/2012	20:00	Q1 2012	0.991	2.31
CSX Corp	CSX US	4/17/2012	Aft-mkt	Q1 2012	0.383	2.95
Yahoo! Inc	YHOO US	4/17/2012	Aft-mkt	Q1 2012	0.177	0.60
International Business Machines Corp	IBM US	4/17/2012	Aft-mkt	Q1 2012	2.639	2.01
Intel Corp	INTC US	4/17/2012		Q1 2012	0.494	2.91
Intuitive Surgical Inc	ISRG US	4/17/2012		Q1 2012	3.16	5.15
State Street Corp	STT US	4/17/2012		Q1 2012	0.883	2.13
Halliburton Co	HAL US	4/18/2012	Bef-mkt	Q1 2012	0.854	1.89
Huntington Bancshares Inc/OH	HBAN US	4/18/2012	Bef-mkt	Q1 2012	0.14	4.59
Abbott Laboratories	ABT US	4/18/2012	Bef-mkt	Q1 2012	0.992	-
Bank of New York Mellon Corp/The	BK US	4/18/2012	10:30	Q1 2012	0.52	2.44
Marriott International Inc/DE	MAR US	4/18/2012	21:00	Q1 2012	0.286	-
American Express Co	AXP US	4/18/2012	Aft-mkt	Q1 2012	1.003	1.82
Stanley Black & Decker Inc	SWK US	4/18/2012	Aft-mkt	Q1 2012	1.12	2.34
Texas Instruments Inc	TXN US	4/18/2012		Q1 2012	0.173	-
Yum! Brands Inc	YUM US	4/18/2012		Q1 2012	0.724	1.92
PNC Financial Services Group Inc	PNC US	4/18/2012		Q1 2012	1.446	1.65
F5 Networks Inc	FFIV US	4/18/2012		Q2 2012	1.064	6.59
Noble Corp	NE US	4/18/2012		Q1 2012	0.432	2.33
Textron Inc	TXT US	4/18/2012		Q1 2012	0.363	4.23
Quest Diagnostics Inc	DGX US	4/18/2012		Q1 2012	1.012	2.74
M&T Bank Corp	MTB US	4/18/2012		Q1 2012	1.489	1.06
Zions Bancorporation	ZION US	4/18/2012		Q1 2012	0.288	-
QUALCOMM Inc	QCOM US	4/18/2012		Q2 2012	0.954	3.26
eBay Inc	EBAY US	4/18/2012		Q1 2012	0.515	3.43
Laboratory Corp of America Holdings	LH US	4/19/2012	Bef-mkt	Q1 2012	1.647	1.32
UnitedHealth Group Inc	UNH US	4/19/2012	Bef-mkt	Q1 2012	1.164	2.70

Ежедневный обзор

People's United Financial Inc	PBCT US	4/19/2012	Bef-mkt	Q1 2012	0.185	2.62
BB&T Corp	BBT US	4/19/2012	Bef-mkt	Q1 2012	0.56	2.40
First Horizon National Corp	FHN US	4/19/2012	Bef-mkt	Q1 2012	0.134	-
Sherwin-Williams Co/The	SHW US	4/19/2012	Bef-mkt	Q1 2012	0.714	3.03
KeyCorp	KEY US	4/19/2012	Bef-mkt	Q1 2012	0.187	1.91
Danaher Corp	DHR US	4/19/2012	10:00	Q1 2012	0.705	-
Southwest Airlines Co	LUV US	4/19/2012	10:30	Q1 2012	-0.05	4.47
Fifth Third Bancorp	FITB US	4/19/2012	10:30	Q1 2012	0.347	0.62
Bank of America Corp	BAC US	4/19/2012	11:00	Q1 2012	0.127	3.04
Rockwell Collins Inc	COL US	4/19/2012	11:30	Q2 2012	1.094	2.68
Verizon Communications Inc	VZ US	4/19/2012	11:30	Q1 2012	0.576	0.99
Chipotle Mexican Grill Inc	CMG US	4/19/2012	20:00	Q1 2012	1.919	3.35
Capital One Financial Corp	COF US	4/19/2012	20:05	Q1 2012	1.405	2.61
Altera Corp	ALTR US	4/19/2012	20:15	Q1 2012	0.361	-
Chubb Corp/The	CB US	4/19/2012	Aft-mkt	Q1 2012	1.467	1.19
Microsoft Corp	MSFT US	4/19/2012	Aft-mkt	Q3 2012	0.573	1.95
Union Pacific Corp	UNP US	4/19/2012		Q1 2012	1.637	3.49
El du Pont de Nemours & Co	DD US	4/19/2012		Q1 2012	1.55	-
Forest Laboratories Inc	FRX US	4/19/2012		Q4 2012	0.72	-
Advanced Micro Devices Inc	AMD US	4/19/2012		Q1 2012	0.093	4.64
Travelers Cos Inc/The	TRV US	4/19/2012		Q1 2012	1.512	1.58
Omnicom Group Inc	OMC US	4/19/2012		Q1 2012	0.689	2.44
Nucor Corp	NUE US	4/19/2012		Q1 2012	0.399	1.09
Linear Technology Corp	LLTC US	4/19/2012		Q3 2012	0.415	2.73
Diamond Offshore Drilling Inc	DO US	4/19/2012		Q1 2012	1.004	0.73
Baxter International Inc	BAX US	4/19/2012		Q1 2012	1.006	1.55
Peabody Energy Corp	BTU US	4/19/2012		Q1 2012	0.595	2.60
Genuine Parts Co	GPC US	4/19/2012		Q1 2012	0.868	2.61
Johnson & Johnson	JNJ US	4/19/2012		Q1 2012	1.353	0.75
EMC Corp/MA	EMC US	4/19/2012		Q1 2012	0.358	2.55
Wynn Resorts Ltd	WYNN US	4/19/2012		Q1 2012	1.42	-
Honeywell International Inc	HON US	4/20/2012	Bef-mkt	Q1 2012	0.985	-
McDonald's Corp	MCD US	4/20/2012	Bef-mkt	Q1 2012	1.233	-
Ingersoll-Rand PLC	IR US	4/20/2012	11:00	Q1 2012	0.255	2.35
Altria Group Inc	MO US	4/20/2012		Q1 2012	0.486	-
American Electric Power Co Inc	AEP US	4/20/2012		Q1 2012	0.816	-
Robert Half International Inc	RHI US	4/20/2012		Q1 2012	0.277	0.70
Eaton Corp	ETN US	4/20/2012		Q1 2012	0.904	1.77
E*Trade Financial Corp	ETFC US	4/20/2012		Q1 2012	0.09	1.78
SanDisk Corp	SNDK US	4/20/2012		Q1 2012	0.919	0.57

Ежедневный обзор

Hudson City Bancorp Inc	HCBK US	4/20/2012		Q1 2012	0.151	-
St Jude Medical Inc	STJ US	4/20/2012		Q1 2012	0.828	3.38
Dover Corp	DOV US	4/20/2012		Q1 2012	1.02	-
TE Connectivity Ltd	TEL US	4/20/2012		Q2 2012	0.671	1.25
United Technologies Corp	UTX US	4/20/2012		Q1 2012	1.193	0.74
Apple Inc	AAPL US	4/20/2012		Q2 2012	9.686	-
International Game Technology	IGT US	4/20/2012		Q2 2012	0.258	2.96
Western Digital Corp	WDC US	4/20/2012		Q3 2012	1.498	1.76
Schlumberger Ltd	SLB US	4/20/2012		Q1 2012	1.009	2.17
PPG Industries Inc	PPG US	4/20/2012		Q1 2012	1.439	-
Freeport-McMoRan Copper & Gold Inc	FCX US	4/20/2012		Q1 2012	0.854	3.82
Morgan Stanley	MS US	4/20/2012		Q1 2012	0.341	4.00
Johnson Controls Inc	JCI US	4/20/2012		Q2 2012	0.529	3.19
BlackRock Inc	BLK US	4/20/2012		Q1 2012	2.968	-
SLM Corp	SLM US	4/20/2012		Q1 2012	0.514	1.50
Amphenol Corp	APH US	4/20/2012		Q1 2012	0.753	2.58
Biogen Idec Inc	BIIB US	4/20/2012		Q1 2012	1.484	1.00
L-3 Communications Holdings Inc	LLL US	4/20/2012		Q1 2012	1.869	-
Snap-on Inc	SNA US	4/20/2012		Q1 2012	1.16	-
Boston Scientific Corp	BSX US	4/20/2012		Q1 2012	0.089	-
Goodrich Corp	GR US	4/20/2012		Q1 2012	1.645	-
Edwards Lifesciences Corp	EW US	4/20/2012		Q1 2012	0.483	-
Gilead Sciences Inc	GILD US	4/20/2012		Q1 2012	0.938	2.94
Reynolds American Inc	RAI US	4/20/2012		Q1 2012	0.649	-
ProLogis Inc	PLD US	4/20/2012		Q1 2012	0.398	-
Philip Morris International Inc	PM US	4/20/2012		Q1 2012	1.188	1.11
General Electric Co	GE US	4/20/2012		Q1 2012	0.328	1.52
SunTrust Banks Inc	STI US	4/23/2012	Bef-mkt	Q1 2012	0.304	5.06
ConocoPhillips	COP US	4/23/2012	12:00	Q1 2012	1.979	2.96
Ameriprise Financial Inc	AMP US	4/23/2012	Aft-mkt	Q1 2012	1.359	4.92
Hasbro Inc	HAS US	4/23/2012		Q1 2012	0.081	2.83
Xerox Corp	XRX US	4/23/2012		Q1 2012	0.224	5.52
Ryder System Inc	R US	4/24/2012	Bef-mkt	Q1 2012	0.584	4.36
Baker Hughes Inc	BHI US	4/24/2012	Bef-mkt	Q1 2012	0.877	5.57
Air Products & Chemicals Inc	APD US	4/24/2012	Bef-mkt	Q2 2012	1.394	3.14
McGraw-Hill Cos Inc/The	MHP US	4/24/2012	11:15	Q1 2012	0.455	2.87
AT&T Inc	T US	4/24/2012	12:00	Q1 2012	0.57	1.86
CH Robinson Worldwide Inc	CHRW US	4/24/2012	20:15	Q1 2012	0.651	4.64
FMC Technologies Inc	FTI US	4/24/2012	Aft-mkt	Q1 2012	0.453	4.08
Norfolk Southern Corp	NSC US	4/24/2012	Aft-mkt	Q1 2012	1.138	3.35

Ежедневный обзор

ACE Ltd	ACE US	4/24/2012	Aft-mkt	Q1 2012	1.868	3.38
PACCAR Inc	PCAR US	4/24/2012		Q1 2012	0.763	2.73
Hershey Co/The	HSY US	4/24/2012		Q1 2012	0.802	2.95
Amgen Inc	AMGN US	4/24/2012		Q1 2012	1.455	3.22
3M Co	MMM US	4/24/2012		Q1 2012	1.481	2.84
Juniper Networks Inc	JNPR US	4/24/2012		Q1 2012	0.134	6.26
Coach Inc	COH US	4/24/2012		Q3 2012	0.751	5.44
Regions Financial Corp	RF US	4/24/2012		Q1 2012	0.076	4.12
T Rowe Price Group Inc	TROW US	4/24/2012		Q1 2012	0.75	4.23
National Oilwell Varco Inc	NOV US	4/25/2012	Bef-mkt	Q1 2012	1.391	4.33
Harley-Davidson Inc	HOG US	4/25/2012	Bef-mkt	Q1 2012	0.719	4.97
WellPoint Inc	WLP US	4/25/2012	10:00	Q1 2012	2.292	2.86
NASDAQ OMX Group Inc/The	NDAQ US	4/25/2012	11:00	Q1 2012	0.642	3.37
Molex Inc	MOLX US	4/25/2012	11:30	Q3 2012	0.348	-
Boeing Co/The	BA US	4/25/2012	11:30	Q1 2012	0.926	2.67
Xilinx Inc	XLNX US	4/25/2012	21:00	Q4 2012	0.407	3.92
Varian Medical Systems Inc	VAR US	4/25/2012	Aft-mkt	Q2 2012	0.962	3.72
Assurant Inc	AIZ US	4/25/2012	Aft-mkt	Q1 2012	1.408	4.70
Owens-Illinois Inc	OI US	4/25/2012	Aft-mkt	Q1 2012	0.504	5.21
Williams Cos Inc/The	WMB US	4/25/2012	Aft-mkt	Q1 2012	0.363	3.31
Eli Lilly & Co	LLY US	4/25/2012		Q1 2012	0.78	2.47
Netflix Inc	NFLX US	4/25/2012		Q1 2012	-0.271	12.75
Kimberly-Clark Corp	KMB US	4/25/2012		Q1 2012	1.167	-
Cooper Industries PLC	CBE US	4/25/2012		Q1 2012	1.003	3.27
AutoNation Inc	AN US	4/25/2012		Q1 2012	0.521	3.94
Jacobs Engineering Group Inc	JEC US	4/25/2012		Q2 2012	0.74	4.86
Equity Residential	EQR US	4/25/2012		Q1 2012	0.619	2.94
Akamai Technologies Inc	AKAM US	4/25/2012		Q1 2012	0.38	9.64
Masco Corp	MAS US	4/25/2012		Q1 2012	-0.006	7.51
Cabot Oil & Gas Corp	COG US	4/25/2012		Q1 2012	0.147	5.04
Newfield Exploration Co	NFX US	4/25/2012		Q1 2012	0.782	6.67
Express Scripts Inc	ESRX US	4/25/2012		Q1 2012	0.777	3.21
Bemis Co Inc	BMS US	4/26/2012	Bef-mkt	Q1 2012	0.468	-
Time Warner Cable Inc	TWC US	4/26/2012	Bef-mkt	Q1 2012	1.245	3.75
Ball Corp	BLL US	4/26/2012	Bef-mkt	Q1 2012	0.59	-
Colgate-Palmolive Co	CL US	4/26/2012	Bef-mkt	Q1 2012	1.235	2.66
Tyco International Ltd	TYC US	4/26/2012	Bef-mkt	Q2 2012	0.789	3.45
Exxon Mobil Corp	XOM US	4/26/2012	Bef-mkt	Q1 2012	1.988	2.22
Starwood Hotels & Resorts Worldwide Inc	HOT US	4/26/2012	Bef-mkt	Q1 2012	0.512	4.80
Xcel Energy Inc	XEL US	4/26/2012	Bef-mkt	Q1 2012	0.424	-

Ежедневный обзор

CME Group Inc	CME US	4/26/2012	Bef-mkt	Q1 2012	4.107	3.61
Coca-Cola Enterprises Inc	CCE US	4/26/2012	Bef-mkt	Q1 2012	0.334	2.28
Fidelity National Information Services Inc	FIS US	4/26/2012	Bef-mkt	Q1 2012	0.507	4.29
Waste Management Inc	WM US	4/26/2012	Bef-mkt	Q1 2012	0.39	3.34
Aetna Inc	AET US	4/26/2012	10:00	Q1 2012	1.391	3.51
PepsiCo Inc	PEP US	4/26/2012	11:00	Q1 2012	0.669	2.51
Kellogg Co	K US	4/26/2012	12:00	Q1 2012	0.991	2.80
Leggett & Platt Inc	LEG US	4/26/2012	Aft-mkt	Q1 2012	0.323	3.64
Starbucks Corp	SBUX US	4/26/2012	Aft-mkt	Q2 2012	0.388	4.18
Entergy Corp	ETR US	4/26/2012	Aft-mkt	Q1 2012	1.129	1.90
Broadcom Corp	BRCM US	4/26/2012		Q1 2012	0.552	6.00
Ecolab Inc	ECL US	4/26/2012		Q1 2012	0.487	2.53
Occidental Petroleum Corp	OXY US	4/26/2012		Q1 2012	2.006	3.43
Lexmark International Inc	LXK US	4/26/2012		Q1 2012	1.044	7.05
Safeway Inc	SWY US	4/26/2012		Q1 2012	0.297	3.62
CMS Energy Corp	CMS US	4/26/2012		Q1 2012	0.5	1.34
United States Steel Corp	X US	4/26/2012		Q1 2012	0.417	6.71
United Parcel Service Inc	UPS US	4/26/2012		Q1 2012	1.007	2.52
MetroPCS Communications Inc	PCS US	4/26/2012		Q1 2012	0.173	9.47
Valero Energy Corp	VLO US	4/26/2012		Q1 2012	0.362	4.62
Illinois Tool Works Inc	ITW US	4/26/2012		Q1 2012	0.951	2.29
QEP Resources Inc	QEP US	4/26/2012		Q1 2012	0.456	7.49
Range Resources Corp	RRC US	4/26/2012		Q1 2012	0.168	5.35
Nabors Industries Ltd	NBR US	4/26/2012		Q1 2012	0.517	5.82
Amazon.com Inc	AMZN US	4/26/2012		Q1 2012	0.063	6.89
Dow Chemical Co/The	DOW US	4/26/2012		Q1 2012	0.585	3.79
Roper Industries Inc	ROP US	4/26/2012		Q1 2012	1.04	3.34
Cummins Inc	CMI US	4/26/2012		Q1 2012	2.204	5.38
Cameron International Corp	CAM US	4/26/2012		Q1 2012	0.555	4.74
BorgWarner Inc	BWA US	4/26/2012		Q1 2012	1.269	4.10
Becton Dickinson and Co	BDX US	4/26/2012		Q2 2012	1.384	2.56
Lockheed Martin Corp	LMT US	4/26/2012		Q1 2012	1.694	3.28
Waters Corp	WAT US	4/26/2012		Q1 2012	1.089	4.78
Hospira Inc	HSP US	4/26/2012		Q1 2012	0.456	6.80
Republic Services Inc	RSG US	4/26/2012		Q1 2012	0.42	2.85
Western Union Co/The	WU US	4/26/2012		Q1 2012	0.398	3.91
Sigma-Aldrich Corp	SIAL US	4/26/2012		Q1 2012	0.988	3.50
Noble Energy Inc	NBL US	4/26/2012		Q1 2012	1.399	3.70
Life Technologies Corp	LIFE US	4/26/2012		Q1 2012	0.93	5.08
CBRE Group Inc	CBG US	4/26/2012		Q1 2012	0.134	6.34

Ежедневный обзор

Lorillard Inc	LO US	4/26/2012		Q1 2012	1.985	3.81
DeVry Inc	DV US	4/26/2012		Q3 2012	0.987	5.74
Total System Services Inc	TSS US	4/26/2012		Q1 2012	0.297	-
Ford Motor Co	F US	4/26/2012		Q1 2012	0.382	3.46
Covidien PLC	COV US	4/27/2012	Bef-mkt	Q2 2012	1.03	3.34
Newmont Mining Corp	NEM US	4/27/2012	Bef-mkt	Q1 2012	1.145	3.66
Simon Property Group Inc	SPG US	4/27/2012	Bef-mkt	Q1 2012	1.677	3.34
Weyerhaeuser Co	WY US	4/27/2012	Bef-mkt	Q1 2012	-0.001	2.76
Eastman Chemical Co	EMN US	4/27/2012		Q1 2012	1.126	4.45
Sealed Air Corp	SEE US	4/27/2012		Q1 2012	0.219	4.03
O'Reilly Automotive Inc	ORLY US	4/27/2012		Q1 2012	1.031	4.76
Southwestern Energy Co	SWN US	4/27/2012		Q1 2012	0.346	4.88
Helmerich & Payne Inc	HP US	4/27/2012		Q2 2012	1.218	4.42
KLA-Tencor Corp	KLAC US	4/27/2012		Q3 2012	1.098	4.31
Equifax Inc	EFX US	4/27/2012		Q1 2012	0.657	-
Apache Corp	APA US	4/27/2012		Q1 2012	3.055	2.51
VF Corp	VFC US	4/27/2012		Q1 2012	1.878	4.08
DENTSPLY International Inc	XRAY US	4/27/2012		Q1 2012	0.511	3.92
Discovery Communications Inc	DISCA US	4/27/2012		Q1 2012	0.597	3.55
DTE Energy Co	DTE US	4/27/2012		Q1 2012	1.246	2.27
Motorola Mobility Holdings Inc	MMI US	4/27/2012		Q1 2012	0.006	-
Merck & Co Inc	MRK US	4/27/2012		Q1 2012	0.975	2.73
International Paper Co	IP US	4/27/2012		Q1 2012	0.508	4.27
Federated Investors Inc	FII US	4/27/2012		Q1 2012	0.379	3.28
Sprint Nextel Corp	S US	4/27/2012		Q1 2012	-0.404	6.68
Moody's Corp	MCO US	4/27/2012		Q1 2012	0.665	4.92
Wyndham Worldwide Corp	WYN US	4/27/2012		Q1 2012	0.555	4.12
Cliffs Natural Resources Inc	CLF US	4/27/2012		Q1 2012	1.182	4.78
Cardinal Health Inc	CAH US	4/27/2012		Q3 2012	0.886	3.00
Coventry Health Care Inc	CVH US	4/27/2012		Q1 2012	0.642	2.22
Interpublic Group of Cos Inc/The	IPG US	4/27/2012		Q1 2012	-0.097	6.61
PulteGroup Inc	PHM US	4/27/2012		Q1 2012	-0.039	4.77
Cerner Corp	CERN US	4/27/2012		Q1 2012	0.499	5.10
Dr Pepper Snapple Group Inc	DPS US	4/27/2012		Q1 2012	0.478	3.54
SCANA Corp	SCG US	4/27/2012		Q1 2012	0.886	2.08
Harman International Industries Inc	HAR US	4/27/2012		Q3 2012	0.688	8.32
Invesco Ltd	IVZ US	4/27/2012		Q1 2012	0.425	3.69
Bristol-Myers Squibb Co	BMJ US	4/27/2012		Q1 2012	0.65	2.25
Celgene Corp	CELG US	4/27/2012		Q1 2012	1.13	4.16
Mead Johnson Nutrition Co	MJN US	4/27/2012		Q1 2012	0.779	3.07

Ежедневный обзор

EQT Corp	EQT US	4/27/2012	Q1 2012	0.614	4.18
Consol Energy Inc	CNX US	4/27/2012	Q1 2012	0.6	4.81
Zimmer Holdings Inc	ZMH US	4/27/2012	Q1 2012	1.301	3.90
Raytheon Co	RTN US	4/27/2012	Q1 2012	1.155	3.40
AmerisourceBergen Corp	ABC US	4/27/2012	Q2 2012	0.809	3.16
Northrop Grumman Corp	NOC US	4/27/2012	Q1 2012	1.593	3.00
Crown Castle International Corp	CCI US	4/27/2012	Q1 2012	0.182	4.25
Citrix Systems Inc	CTXS US	4/27/2012	Q1 2012	0.509	6.43
LSI Corp	LSI US	4/27/2012	Q1 2012	0.139	5.40
Dun & Bradstreet Corp/The	DNB US	4/27/2012	Q1 2012	1.324	1.78
Exelon Corp	EXC US	4/27/2012	Q1 2012	0.817	1.94
MeadWestvaco Corp	MWV US	4/27/2012	Q1 2012	0.225	-
Allegheny Technologies Inc	ATI US	4/27/2012	Q1 2012	0.511	6.16
Watson Pharmaceuticals Inc	WPI US	4/27/2012	Q1 2012	1.585	-
Southern Co/The	SO US	4/27/2012	Q1 2012	0.475	1.70
Torchmark Corp	TMK US	4/27/2012	Q1 2012	1.273	4.05
Rockwell Automation Inc	ROK US	4/27/2012	Q2 2012	1.27	4.75
Franklin Resources Inc	BEN US	4/27/2012	Q2 2012	2.16	3.96
Corning Inc	GLW US	4/27/2012	Q1 2012	0.286	4.22
General Dynamics Corp	GD US	4/27/2012	Q1 2012	1.709	3.24
Praxair Inc	PX US	4/27/2012	Q1 2012	1.357	2.98
Motorola Solutions Inc	MSI US	4/27/2012	Q1 2012	0.546	4.27
Iron Mountain Inc	IRM US	4/27/2012	Q1 2012	0.282	4.25
Aflac Inc	AFL US	4/27/2012	Q1 2012	1.664	4.56
Host Hotels & Resorts Inc	HST US	4/27/2012	Q1 2012	0.132	4.49
Flowerserve Corp	FLS US	4/27/2012	Q1 2012	1.657	4.67
AvalonBay Communities Inc	AVB US	4/27/2012	Q1 2012	1.243	3.37
Avery Dennison Corp	AVY US	4/27/2012	Q1 2012	0.448	4.91
Parker Hannifin Corp	PH US	4/27/2012	Q3 2012	1.723	4.16
Allstate Corp/The	ALL US	4/27/2012	Q1 2012	1.039	3.41
Teradyne Inc	TER US	4/27/2012	Q1 2012	0.279	6.50
Cincinnati Financial Corp	CINF US	4/27/2012	Q1 2012	0.41	3.09
VeriSign Inc	VRSN US	4/27/2012	Q1 2012	0.429	3.93
Medco Health Solutions Inc	MHS US	4/27/2012	Q1 2012	0.994	-
Dominion Resources Inc/VA	D US	4/27/2012	Q1 2012	0.941	1.63
Procter & Gamble Co/The	PG US	4/27/2012	Q3 2012	0.924	1.99
Novellus Systems Inc	NVLS US	4/27/2012	Q1 2012	0.608	4.41
Thermo Fisher Scientific Inc	TMO US	4/27/2012	Q1 2012	1.096	4.13
Whirlpool Corp	WHR US	4/27/2012	Q1 2012	1.17	6.52
Stericycle Inc	SRCL US	4/27/2012	Q1 2012	0.76	2.98

Ежедневный обзор

Fiserv Inc	FISV US	4/27/2012		Q1 2012	1.141	3.24
Expedia Inc	EXPE US	4/27/2012		Q1 2012	0.152	4.76
NYSE Euronext	NYX US	4/30/2012	Bef-mkt	Q1 2012	0.528	2.56
Humana Inc	HUM US	4/30/2012	10:00	Q1 2012	1.546	3.48
Plum Creek Timber Co Inc	PCL US	4/30/2012	Aft-mkt	Q1 2012	0.233	3.15
Pitney Bowes Inc	PBI US	4/30/2012		Q1 2012	0.5	3.83
Goodyear Tire & Rubber Co/The	GT US	4/30/2012		Q1 2012	0.072	7.68
FLIR Systems Inc	FLIR US	4/30/2012		Q1 2012	0.335	3.89
NextEra Energy Inc	NEE US	4/30/2012		Q1 2012	1.052	1.62
DR Horton Inc	DHI US	4/30/2012		Q2 2012	0.033	4.49
Newell Rubbermaid Inc	NWL US	4/30/2012		Q1 2012	0.308	4.86
Caterpillar Inc	CAT US	4/30/2012		Q1 2012	2.125	4.22
Aon Corp	AON US	4/30/2012		Q1 2012	0.861	3.58
Pinnacle West Capital Corp	PNW US	4/30/2012		Q1 2012	-0.089	-
Apartment Investment & Management Co	AIV US	4/30/2012		Q1 2012	0.37	-
Automatic Data Processing Inc	ADP US	5/1/2012	Bef-mkt	Q3 2012	0.914	2.38
Harris Corp	HRS US	5/1/2012	10:30	Q3 2012	1.338	3.73
CBS Corp	CBS US	5/1/2012	20:15	Q1 2012	0.431	4.22
Pfizer Inc	PFE US	5/1/2012		Q1 2012	0.564	2.95
Emerson Electric Co	EMR US	5/1/2012		Q2 2012	0.812	3.67
Time Warner Inc	TWX US	5/2/2012	Bef-mkt	Q1 2012	0.647	3.17
CVS Caremark Corp	CVS US	5/2/2012	Bef-mkt	Q1 2012	0.63	3.53
Public Service Enterprise Group Inc	PEG US	5/2/2012	11:30	Q1 2012	0.672	2.33
Pioneer Natural Resources Co	PXD US	5/2/2012	Aft-mkt	Q1 2012	1.158	4.07
Symantec Corp	SYMC US	5/2/2012	Aft-mkt	Q4 2012	0.42	5.70
Prudential Financial Inc	PRU US	5/2/2012	Aft-mkt	Q1 2012	1.673	4.16
Lincoln National Corp	LNC US	5/2/2012	Aft-mkt	Q1 2012	0.954	5.67
Hartford Financial Services Group Inc	HIG US	5/2/2012	Aft-mkt	Q1 2012	0.982	5.47
MetLife Inc	MET US	5/2/2012	Aft-mkt	Q1 2012	1.24	4.40
Kimco Realty Corp	KIM US	5/2/2012	Aft-mkt	Q1 2012	0.301	3.77
FMC Corp	FMC US	5/2/2012		Q1 2012	1.84	4.02
IntercontinentalExchange Inc	ICE US	5/2/2012		Q1 2012	2.024	4.07
DaVita Inc	DVA US	5/2/2012		Q1 2012	1.452	4.39
Murphy Oil Corp	MUR US	5/2/2012		Q1 2012	1.457	3.13
Boston Properties Inc	BXP US	5/2/2012		Q1 2012	1.131	3.42
Anadarko Petroleum Corp	APC US	5/2/2012		Q1 2012	0.795	4.32
Loews Corp	L US	5/2/2012		Q1 2012	0.88	2.17
Edison International	EIX US	5/2/2012		Q1 2012	0.507	2.17
FirstEnergy Corp	FE US	5/2/2012		Q1 2012	0.789	2.22
Principal Financial Group Inc	PFG US	5/2/2012		Q1 2012	0.735	5.78

Ежедневный обзор

Mastercard Inc	MA US	5/2/2012	Q1 2012	5.274	5.09
Comcast Corp	CMCSA US	5/2/2012	Q1 2012	0.429	3.63

Заявление об ограничении ответственности: Настоящие обзоры подготовлены в информационных целях. Они ни в коем случае не являются и не должны рассматриваться как предложение купить или продать соответствующие ценные бумаги. Информация, содержащаяся в данных обзорах, получена из вызывающих доверия открытых источников. Несмотря на то, что при подготовке обзоров были предприняты необходимые меры для получения достоверной информации, ИК РУСС-ИНВЕСТ не исключает возможность включения в обзор ошибочной информации, предоставленной соответствующими источниками, и не несет за это ответственности. ИК РУСС-ИНВЕСТ, его работники и клиенты могут быть заинтересованы в покупке или продаже ценных бумаг, упомянутых в обзорах.

www.russ-invest.com**Москва**

Тел: +7(495) 363-93-80
Факс: +7(495) 363-93-90
E-mail: mail@russ-invest.com
Адрес: Москва, 119019, 5-3/12
Нащокинский переулок

Санкт-Петербург

Тел: +7(812) 337-55-37
Факс: +7(812) 337-55-37
E-mail: spb@russ-invest.com
Адрес: 190002, СПб, Набережная р.
Фонтанки, 52

Самара

Телефон: +7 (846) 262-75-52
Факс: +7 (846) 262-75-52
E-mail: sam@russ-invest.com
Адрес: 443067, Самара, ул. Гагарина,
дом 95

© 2007 | ОАО «ИК РУСС-ИНВЕСТ»

Лицензия ФСФР №077-08757-000100 и №077-08755-001000

Лицензия ФСФР №177-06310-100000 и №177-06312-010000

Лицензия ФСФР №906