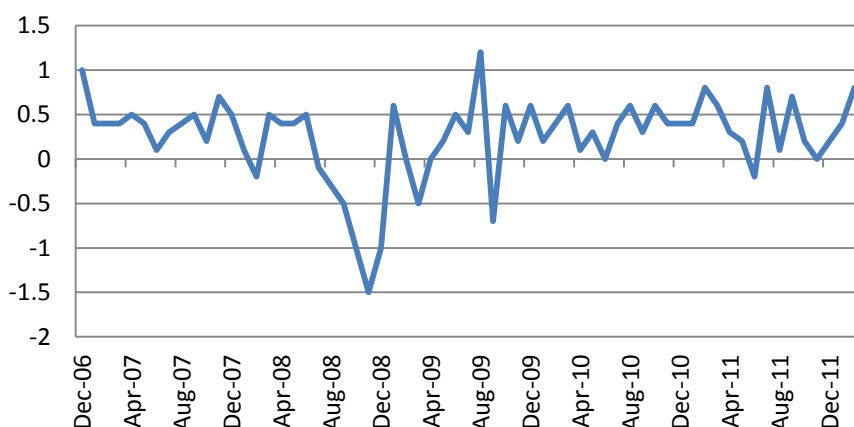


## Ежедневный обзор мирового рынка акций

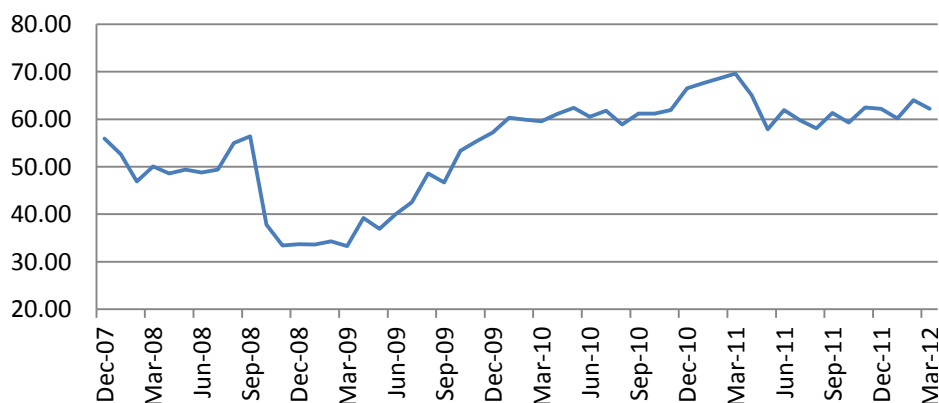
2 апреля 2012 г.

На биржах США в пятницу наблюдался рост котировок. Индекс S&P 500 прибавил 0.37%, Russell 2000 – потерял 0.23%. В лидерах были акции нефтегазового (+0.75%) и фармацевтического (+0.74%) сектора. Количество растущих/падающих акций составило 342/154. Индекс CBOE put/call в индексе S&P 500 составил 1.43. Разница по волатильности между опционами 90 и 110% составила 9.74. В целом динамика американского индекса S&P 500 в прошедшем квартале стала лучшей за последние 10 лет.

Статданные носили оптимистичный характер. Индекс личных доходов граждан вырос на 0.2% (прогноз – 0.4%), расходов – повысился на 0.8% против прогноза 0.6%.



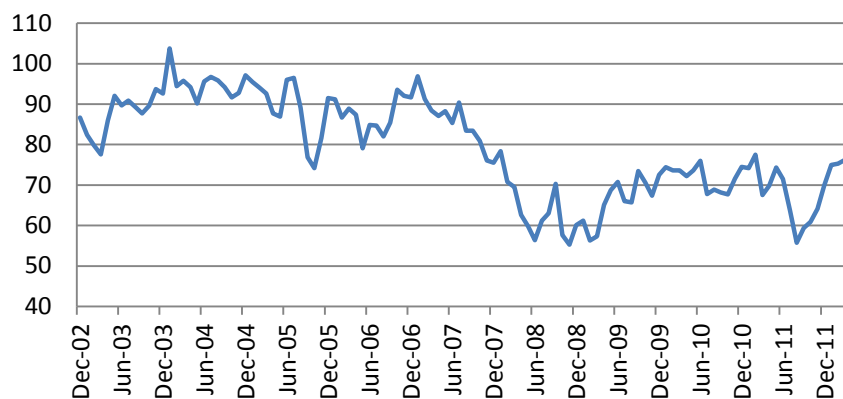
Индекс активности менеджеров по закупкам от ФРБ Чикаго сократился до 62.2 п. (прогноз – 63.0 п)



Основные индикаторы рынка		
CDS HY 5Y	574.01	-0.31%
ITX Crossover Euro	260.65	-30.10%
CDS Japan 5Y	99.94	+1.77%
CDS EM 5Y	112.12	+0.05%
CDS Russia 5Y	184.19	-2.08%
US Tsys 10Y	2.64%	-0.13%
US Tsys 5Y	1.35%	-0.11%
Brazil 10Y	2.71%	-0.05%
Germany 10Y	1.32%	+0.00%
EUR/USD	1.3339	-0.03%
USD/JPY	83.04	-0.20%
EUR/GBP	0.8340	-0.16%
Oil Brent	123.08	+0.16%
Gold	1670.4	-0.09%
Copper	8445	+1.14%
Nickel	17753	+3.95%
S&P 500	1406.5	+0.23%
Russell 2000	830.3	-0.23%
Bovespa	64510.97	-0.56%
Topix	858	+0.12%
Shanghai Comp	2,262.79	+0.47%
S&P/ASX 300	4,329.50	-0.13%
Sensex 30	17,433.78	+0.17%
Bovespa	64,510.97	-0.56%
DJ Euro Stoxx 50 Fu	2409	+1.01%
CAC Futures	3424.5	+1.35%
DAX Futures	6961	+0.99%
CBOE Put/Call	0.59	-11.94%
CBOE Buy/Write M	900.28	+0.19%
VIX	15.5	+0.13%
VSTOXX	22.5463	-11.10%

\* На 10:00 мск, по данным Bloomberg

Индекс уверенности потребителей Университета Мичиган вырос до 76.2 п. против прогноза 74.5 п.



На торгах Азии в понедельник преобладает оптимизм на ожиданиях смягчения монетарной политики в Китае. Hang Seng на 10:00 потерял 0.45%, корейский KOSPI – 0.76%. Японский Nikkei потерял 0.26%. Австралийский S&P/ASX 200 потерял 0.14%. Индексы шанхайской биржи в среднем прибавили 0.3%. Отмечается осторожный рост евро к доллару США.

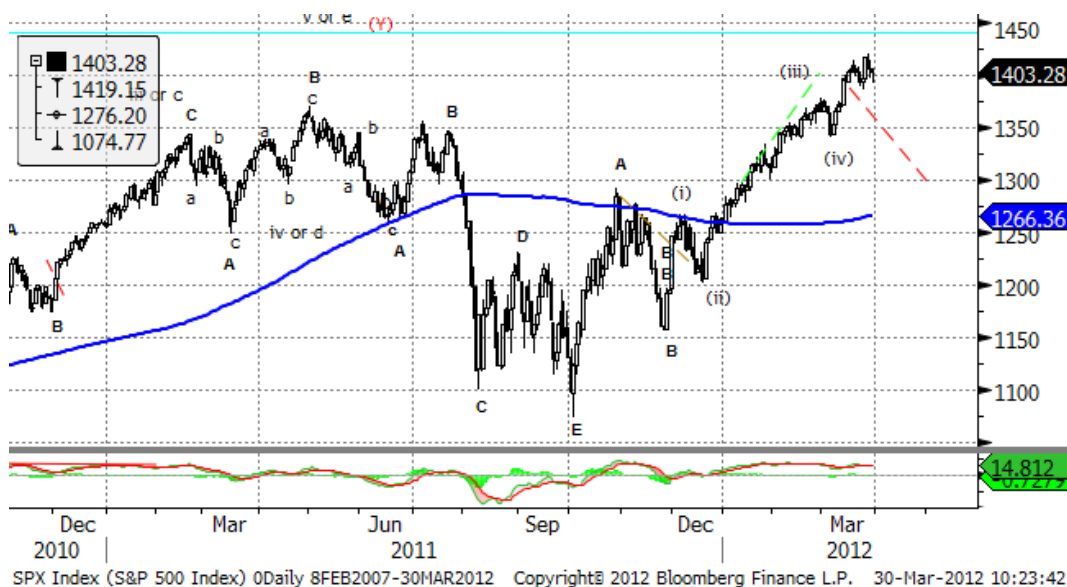
**Сегодня в Европе интерес будут представлять данные по динамике индексов PMI, в США выйдут данные по динамике производственного индекса ISM Manufacturing.**

**Почитать в блогах и СМИ**

[China Manufacturing PMI™ Decreases at Second-Fastest Rate in Three Years](#)

[Have Corporations Become Too Powerful?](#)

## Ежедневный обзор



С технической точки зрения основные индексы обновили максимумы 2011 года – коррекция не удалась. Цели дальнейшего роста – 1430, 1466, 1520, 1570. Впрочем, коррекционный потенциал накапливается – при его реализации возможные цели будут находиться на уровнях 1360, 1320, 1300. Если формация с сентября 2011 года – 5-ти волновка, то коррекция может носить плоский характер и закончится в пределах месяца. В дальнейшем возможно продолжение растущего тренда с целями 1466, 1570.

Если мы наблюдаем конец корректирующего паттерна с 2009 года, то конечные среднесрочные цели находятся в районе 1100, 800 по индексу. В этом случае поддержки располагаются в районе 1260, 1200. Впрочем, вероятность данного сценария снижается.

Eurostox x 600		
SX3P	409.26	-0.28%
SX4P	597.97	-0.25%
SX6P	269.94	-0.24%
SX7P	154.32	-0.34%
SX86P	115.78	+0.45%
SX8P	217.88	+0.27%
SXAP	339.5	+0.10%
SXDP	436.61	-0.33%
SXEP	348.75	-2.37%
SXFP	245.61	-0.01%
SXIP	160.14	+0.03%
SXKP	251.57	-0.36%
SXMP	172.21	-0.39%
SXNP	316.71	-0.22%
SXOP	256.75	-0.49%
SXPP	471.83	+0.04%
SXQP	473.75	-0.28%
SXRP	260.31	-0.42%
SXTP	126.19	-0.34%
SXXP	266.92	-0.45%

Наиболее активные акции в Европе		
ALPHA BANK A.E	1.07	-15.08%
PIRAEUS BANK	0.298	-17.45%
NATL BANK GRE	2.14	-6.14%
CELESIO AG	13.74	-8.49%
CABLE & WIRE	35	-4.76%
HOME RETAIL GR	113.9	-6.67%
BANKINTER	4.22	-2.53%
BANCO SABADEL	2.119	-2.04%
DEBENHAMS PL	82.65	+0.98%
ABERDEEN ASSE	263.3	+1.27%
PORTUGAL TEL-F	4.19	+5.44%
HELLENIC TELECO	3.22	+1.26%
RHEINMETALL A	45.67	+0.87%
TULLOW OIL	1562	-0.64%
FINMECCANICA	3.852	+9.18%

## Ежедневный обзор

Календарь макроэкономической статистики*						
Date Time		Event		Surve	Prior	Revised
04/02/2012 05:00	JN	Vehicle Sales (YoY)	MAR	--	78.20%	31.90%
04/02/2012 07:55	GE	PMI Manufacturing	MAR F	48.1	--	48.1
04/02/2012 08:00	EC	PMI Manufacturing	MAR F	47.7	--	47.7
04/02/2012 08:30	UK	BoE Housing Equity Withdrawal	4Q	-	--	-£8.6B
04/02/2012 08:30	UK	PMI Manufacturing	MAR	50.7	--	51.2
04/02/2012 09:00	EC	Euro-Zone Unemployment Rate	FEB	10.80	--	10.70%
04/02/2012 10:30	EC	ECB's Kranjec press conference in				
04/02/2012 14:00	US	Construction Spending MoM	FEB	0.70%	--	-0.10%
04/02/2012 14:00	US	ISM Manufacturing	MAR	53	--	52.4
04/02/2012 14:00	US	ISM Prices Paid	MAR	63	--	61.5
04/02/2012 14:00	US	Fed's Bullard Speaks at Tsinghua				
04/02/2012 16:35	US	Fed's Pinalto Speaks on Monetary				
04/02/2012 23:50	JN	Monetary Base (YoY)	MAR	--	--	11.30%
04/03/2012 01:00	CH	China Non-manufacturing PMI	MAR	--	--	48.4
04/03/2012 01:30	JN	Labor Cash Earnings YoY	FEB	0.10%	--	0.00%
04/03/2012 08:30	UK	PMI Construction	MAR	53.4	--	54.3
04/03/2012 09:00	EC	Euro-Zone PPI (MoM)	FEB	0.50%	--	0.70%
04/03/2012 09:00	EC	Euro-Zone PPI (YoY)	FEB	3.50%	--	3.70%
04/03/2012 13:45	US	ISM New York	MAR	--	--	63.1
04/03/2012 14:00	US	Factory Orders	FEB	1.50%	--	-1.00%
04/03/2012 18:00	US	Minutes of FOMC Meeting				
04/03/2012 18:00	US	Fed Releases Minutes from March				
04/03/2012 20:05	US	Fed's Williams Speaks on Economy				
04/03/2012 21:00	US	Total Vehicle Sales	MAR	14.55	--	15.03M
04/03/2012 21:00	US	Domestic Vehicle Sales	MAR	11.30	--	11.70M
04/03/2012 23:01	UK	BRC Shop Price Index YoY	MAR	1.50%	--	1.20%
04/04/2012 07:55	GE	PMI Services	MAR F	51.8	--	51.8
04/04/2012 08:00	EC	PMI Composite	MAR F	48.7	--	48.7
04/04/2012 08:00	EC	PMI Services	MAR F	48.7	--	48.7
04/04/2012 08:30	UK	PMI Services	MAR	53.4	--	53.8
04/04/2012 08:30	UK	Official Reserves (Changes)	MAR	--	--	\$746M
04/04/2012 09:00	EC	Euro-Zone Retail Sales (MoM)	FEB	-	--	0.30%
04/04/2012 09:00	EC	Euro-Zone Retail Sales (YoY)	FEB	-	--	0.00%
04/04/2012 10:00	GE	Factory Orders YoY (nsa)	FEB	-	--	-4.90%
04/04/2012 10:00	GE	Factory Orders MoM (sa)	FEB	1.40%	--	-2.70%
04/04/2012 11:00	US	MBA Mortgage Applications	30-Mar	--	--	-2.70%
04/04/2012 11:45	EC	ECB Announces Interest Rates	4-Apr	1.00%	--	1.00%

Подиндекс		Изм.
S&P 500		
CONS DISCRET	356.55	+0.95%
CONS STAPLES	351.49	+1.05%
ENERGY	538.43	-0.48%
FINANCIALS	212.84	+0.40%
HEALTH CARE	435.76	+2.71%
INDUSTRIALS	323.52	+0.77%
INFO TECH	496.57	+0.98%
MATERIALS	234.14	+0.10%
TELECOM SERV	130.65	-1.46%
UTILITIES	178.07	+1.28%

Наиболее активные акции в США*		
APOLLO GROUP-A	39.54	-6.77%
SCHLUMBERGER LTI	69.96	-4.40%
BAKER HUGHES INC	41.95	-4.03%
SAFeway INC	20.41	-3.41%
NATL OILWELL VAR	78.21	-2.94%
ALPHA NATURAL RE	15.52	-2.88%
NEWFIELD EXPLORA	34.77	-2.88%
METROPCS COMMU	9.33	-2.81%
MCCORMICK-N/V	54.22	+3.97%
AMPHENOL CORP-A	59.06	+3.98%
CSX CORP	22.06	+4.20%
AVERY DENNISON	30.36	+4.29%
BIOGEN IDEC INC	126.2	+4.36%
PIONEER NATURAL	106.7	+4.82%
AMERICAN INTERNA	29.67	+4.95%

## Ежедневный обзор

04/04/2012 12:15	US	ADP Employment Change	MAR	200K	--	216K
04/04/2012 14:00	US	ISM Non-Manf. Composite	MAR	56.9	--	57.3
04/04/2012 15:00	US	Fed's Williams Speaks in San				
04/04/2012 23:50	JN	Japan Buying Foreign Bonds	30-Mar	--	--	¥349.5B
04/04/2012 23:50	JN	Japan Buying Foreign Stocks	30-Mar	--	--	-
04/04/2012 23:50	JN	Foreign Buying Japan Bonds	30-Mar	--	--	-
04/04/2012 23:50	JN	Foreign Buying Japan Stocks	30-Mar	--	--	-
04/05/2012	US	ICSC Chain Store Sales YoY	MAR	--	--	6.70%
04/05/2012	UK	New Car Registrations (YoY)	MAR	--	--	-2.50%
04/05/2012 02:00	JN	Tokyo Avg Office Vacancies (%)	MAR	--	--	9.15
04/05/2012 02:30	CH	China HSBC Services PMI	MAR	--	--	53.9
04/05/2012 08:30	UK	Industrial Production (MoM)	FEB	0.40%	--	-0.40%
04/05/2012 08:30	UK	Industrial Production (YoY)	FEB	-	--	-3.80%
04/05/2012 08:30	UK	Manufacturing Production (MoM)	FEB	0.10%	--	0.10%
04/05/2012 08:30	UK	Manufacturing Production (YoY)	FEB	0.10%	--	0.30%
04/05/2012 10:00	GE	Industrial Production MoM (sa)	FEB	-	--	1.60%
04/05/2012 10:00	GE	Industrial Prod. YoY (nsa wda)	FEB	0.30%	--	1.80%
04/05/2012 11:00	UK	BOE Asset Purchase Target	APR	325B	--	325B
04/05/2012 11:00	UK	BOE ANNOUNCES RATES	5-Apr	0.50%	--	0.50%
04/05/2012 11:30	US	Challenger Job Cuts YoY	MAR	--	--	2.00%
04/05/2012 12:00	US	RBC Consumer Outlook Index	APR	--	--	47.5
04/05/2012 12:30	US	Initial Jobless Claims	31-Mar	356K	--	359K
04/05/2012 12:30	US	Continuing Claims	24-Mar	3328K	--	3340K
04/05/2012 13:10	US	Fed's Bullard Speaks on Economy,				
04/05/2012 13:45	US	Bloomberg Consumer Comfort	1-Apr	--	--	-34.7
04/05/2012 14:00	UK	NIESR GDP Estimate	MAR	--	--	0.10%
04/05/2012 23:50	JN	Official Reserve Assets	MAR	--	--	\$1302.9
04/06/2012 05:00	JN	Coincident Index CI	FEB P	93.6	--	92.7
04/06/2012 05:00	JN	Leading Index CI	FEB P	95.8	--	94.4
04/06/2012 12:30	US	Change in Nonfarm Payrolls	MAR	205K	--	227K
04/06/2012 12:30	US	Change in Private Payrolls	MAR	221K	--	233K
04/06/2012 12:30	US	Change in Manufact. Payrolls	MAR	21K	--	31K
04/06/2012 12:30	US	Unemployment Rate	MAR	8.30%	--	8.30%
04/06/2012 12:30	US	Avg Hourly Earning MOM All Emp	MAR	0.20%	--	0.10%
04/06/2012 12:30	US	Avg Hourly Earning YOY All Emp	MAR	1.90%	--	1.90%
04/06/2012 12:30	US	Avg Weekly Hours All Employees	MAR	34.5	--	34.5
04/06/2012 12:30	US	Change in Household Employ	MAR	--	--	428
04/06/2012 12:30	US	Underemployment Rate (U6)	MAR	--	--	14.90%
04/06/2012 19:00	US	Consumer Credit	FEB	\$12.0	--	\$17.776
04/08/2012 23:50	JN	Current Account Total	FEB	--	--	-
04/08/2012 23:50	JN	Adjusted Current Account Total	FEB	--	--	¥115.6B
04/08/2012 23:50	JN	Current Account Balance YOY%	FEB	--	--	-
04/08/2012 23:50	JN	Trade Balance - BOP Basis	FEB	--	--	-

## Ежедневный обзор

04/09/2012	JN	Eco Watchers Survey: Current	MAR	--	--	45.9
04/09/2012	JN	Eco Watchers Survey: Outlook	MAR	--	--	50.1
04/09/2012 01:30	CH	Producer Price Index (YoY)	MAR	-	--	0.00%
04/09/2012 01:30	CH	Consumer Price Index (YoY)	MAR	3.40%	--	3.20%
04/09/2012 04:30	JN	Bankruptcies (YoY)	MAR	--	--	5.20%
04/09/2012 08:30	EC	Sentix Investor Confidence	APR	--	--	-8.2
04/09/2012 15:30	US	U.S. to Sell 6-Month Bills				
04/09/2012 15:30	US	U.S. to Sell 3-Month Bills				
04/09/2012 22:00	US	Fed's Bernanke Speaks at Stone				
04/09/2012 23:01	UK	Lloyds Employment Confidence	MAR	--	--	-69
04/09/2012 23:01	UK	RICS House Price Balance	MAR	--	--	-13%
04/10/2012	JN	BOJ Target Rate	10-Apr	--	--	0.10%
04/10/2012	CH	Trade Balance (USD)	MAR	-	--	-
04/10/2012	CH	Exports YoY%	MAR	6.90%	--	18.40%
04/10/2012	CH	Imports YoY%	MAR	9.10%	--	39.60%
04/10/2012 06:00	GE	Exports SA (MoM)	FEB	--	--	2.30%
04/10/2012 06:00	GE	Imports SA (MoM)	FEB	--	--	2.40%
04/10/2012 06:00	GE	Current Account (EURO)	FEB	--	--	8.0B
04/10/2012 06:00	GE	Trade Balance	FEB	--	--	13.1B
04/10/2012 06:00	JN	Machine Tool Orders (YoY)	MAR P	--	--	-8.60%
04/10/2012 08:30	UK	DCLG UK House Prices (YoY)	FEB	--	--	0.20%
04/10/2012 11:30	US	NFIB Small Business Optimism	MAR	--	--	94.3
04/10/2012 14:00	US	IBD/TIPP Economic Optimism	APR	--	--	47.5
04/10/2012 14:00	US	JOLTS Job Openings	FEB	--	--	3459
04/10/2012 14:00	US	Wholesale Inventories	FEB	0.50%	--	0.40%
04/10/2012 15:30	US	U.S. to Sell 4-Week Bills				
04/10/2012 16:45	US	Fed's Lockhart Gives Welcome at				
04/10/2012 17:00	US	U.S. to Sell 3-Year Notes				
04/10/2012 18:30	US	Fed's Kocherlakota Speaks in				
04/10/2012 23:01	UK	BRC Sales Like-For-Like YoY	MAR	--	--	-0.30%
04/10/2012 23:50	JN	Bank Lending Ex-Trusts YoY	MAR	--	--	0.80%
04/10/2012 23:50	JN	Bank Lending incl Trusts (YoY)	MAR	--	--	--
04/10/2012 23:50	JN	Machine Orders (MoM)	FEB	--	--	3.40%
04/10/2012 23:50	JN	Machine Orders YOY%	FEB	--	--	5.70%
04/11/2012 06:30	EC	ECB's Coeure Speaks in Paris				
04/11/2012 11:00	US	MBA Mortgage Applications	6-Apr	--	--	--
04/11/2012 12:20	US	Fed's Lockhart Gives Welcome,				
04/11/2012 12:30	US	Import Price Index (MoM)	MAR	1.10%	--	0.40%
04/11/2012 12:30	US	Import Price Index (YoY)	MAR	--	--	5.50%
04/11/2012 13:30	US	Fed's George to Speak at Minsky				
04/11/2012 14:30	US	Fed's Rosengren Speaks on Money				
04/11/2012 17:00	US	U.S. to Sell 10-Year Notes				
04/11/2012 18:00	US	Fed's Beige Book				

## Ежедневный обзор

04/11/2012 18:00	US	Fed Releases Beige Book Economic				
04/11/2012 18:00	US	Monthly Budget Statement	MAR	--	--	--
04/11/2012 21:00	US	Fed's Bullard Delivers Opening				
04/11/2012 23:50	JN	Japan Money Stock M2 YoY	MAR	--	--	2.90%
04/11/2012 23:50	JN	Japan Money Stock M3 YoY	MAR	--	--	2.50%
04/11/2012 23:50	JN	Domestic CGPI (MoM)	MAR	--	--	0.20%
04/11/2012 23:50	JN	Domestic CGPI (YoY)	MAR	--	--	0.60%
04/12/2012 06:55	GE	ECB's Asmussen on Podium				
04/12/2012 08:00	EC	ECB Publishes April Monthly				
04/12/2012 08:30	UK	Visible Trade Balance GBP/Mn	FEB	--	--	-£7532
04/12/2012 08:30	UK	Trade Balance Non EU GBP/Mn	FEB	--	--	-£3678
04/12/2012 08:30	UK	Total Trade Balance (GBP/Mln)	FEB	--	--	-£1762
04/12/2012 09:00	EC	Euro-Zone Ind. Prod. wda (YoY)	FEB	--	--	-1.20%
04/12/2012 09:00	EC	Euro-Zone Ind. Prod. sa (MoM)	FEB	--	--	0.20%
04/12/2012 11:00	EC	ECB's Asmussen Speaks in Dublin				
04/12/2012 12:30	US	Trade Balance	FEB	-	--	-\$52.6B
04/12/2012 12:30	US	Producer Price Index (MoM)	MAR	0.30%	--	0.40%
04/12/2012 12:30	US	PPI Ex Food & Energy (MoM)	MAR	0.20%	--	0.20%
04/12/2012 12:30	US	Producer Price Index (YoY)	MAR	--	--	3.30%
04/12/2012 12:30	US	PPI Ex Food & Energy (YoY)	MAR	--	--	3.00%
04/12/2012 12:30	US	Initial Jobless Claims	7-Apr	--	--	--
04/12/2012 12:30	US	Continuing Claims	31-Mar	--	--	--
04/12/2012 13:00	EC	ECB's Praet Speaks in New York				
04/12/2012 13:00	US	Fed's Lockhart to Moderate Panel				
04/12/2012 13:45	US	Bloomberg Consumer Comfort	8-Apr	--	--	--
04/12/2012 14:00	US	New York Fed's Cumming to Speak				
04/12/2012 14:00	US	Fed's Nellie Liang to Speak on				
04/12/2012 17:00	US	U.S. to Sell 30-Year Bonds				
04/12/2012 17:00	US	Fed's Kocherlakota Speaks in White				
04/13/2012 02:00	CH	Industrial Production YTD YoY	MAR	11.30	--	11.40%
04/13/2012 02:00	CH	Industrial Production (YoY)	MAR	11.40	--	--
04/13/2012 02:00	CH	Fixed Assets Inv Excl. Rural YTD YoY	MAR	20.80	--	21.50%
04/13/2012 02:00	CH	Real GDP YTD (YoY)	1Q	8.30%	--	9.20%
04/13/2012 02:00	CH	Real GDP (QoQ)	1Q	1.90%	--	2.00%
04/13/2012 02:00	CH	Real GDP (YoY)	1Q	8.30%	--	8.90%
04/13/2012 02:00	CH	Retail Sales YTD YoY	MAR	14.80	--	14.70%
04/13/2012 02:00	CH	Retail Sales (YoY)	MAR	15.00	--	--
04/13/2012 06:00	GE	Consumer Price Index (MoM)	MAR F	--	--	0.30%
04/13/2012 06:00	GE	Consumer Price Index (YoY)	MAR F	--	--	2.10%
04/13/2012 06:00	GE	CPI - EU Harmonised (MoM)	MAR F	--	--	0.40%
04/13/2012 06:00	GE	CPI - EU Harmonised (YoY)	MAR F	--	--	2.30%
04/13/2012 06:55	EC	ECB's Asmussen Speaks in Berlin				
04/13/2012 08:30	UK	PPI Input NSA (MoM)	MAR	--	--	2.10%

## Ежедневный обзор

04/13/2012 08:30	UK	PPI Input NSA (YoY)	MAR	--	--	7.30%
04/13/2012 08:30	UK	PPI Output n.s.a. (MoM)	MAR	--	--	0.60%
04/13/2012 08:30	UK	PPI Output n.s.a. (YoY)	MAR	--	--	4.10%
04/13/2012 08:30	UK	PPI Output Core NSA (MoM)	MAR	--	--	0.50%
04/13/2012 08:30	UK	PPI Output Core NSA (YoY)	MAR	--	--	3.00%
04/13/2012 12:30	US	Consumer Price Index (MoM)	MAR	0.20%	--	0.40%
04/13/2012 12:30	US	CPI Ex Food & Energy (MoM)	MAR	0.20%	--	0.10%
04/13/2012 12:30	US	Consumer Price Index (YoY)	MAR	--	--	2.90%
04/13/2012 12:30	US	CPI Ex Food & Energy (YoY)	MAR	--	--	2.20%
04/13/2012 12:30	US	Consumer Price Index NSA	MAR	--	--	227.663
04/13/2012 12:30	US	CPI Core Index SA	MAR	--	--	227.907
04/13/2012 13:55	US	U. of Michigan Confidence	APR P	--	--	76.2
04/15/2012 23:01	UK	Rightmove House Prices (MoM)	APR	--	--	1.60%
04/15/2012 23:01	UK	Rightmove House Prices (YoY)	APR	--	--	2.20%
04/16/2012 09:00	EC	Euro-Zone Trade Balance sa	FEB	--	--	5.9B
04/16/2012 09:00	EC	Euro-Zone Trade Balance	FEB	--	--	-7.6B
04/16/2012 12:30	US	Empire Manufacturing	APR	--	--	20.21
04/16/2012 12:30	US	Advance Retail Sales	MAR	--	--	1.10%
04/16/2012 12:30	US	Retail Sales Less Autos	MAR	--	--	0.90%
04/16/2012 12:30	US	Retail Sales Ex Auto & Gas	MAR	--	--	0.60%
04/16/2012 12:30	US	Retail Sales "Control Group"	MAR	--	--	0.50%
04/16/2012 13:00	US	Total Net TIC Flows	FEB	--	--	\$18.8B
04/16/2012 13:00	US	Net Long-term TIC Flows	FEB	--	--	\$101.0B
04/16/2012 14:00	US	Business Inventories	FEB	--	--	0.70%
04/16/2012 14:00	US	NAHB Housing Market Index	APR	--	--	28
04/16/2012 15:30	US	U.S. to Sell 3-Month Bills				
04/16/2012 15:30	US	U.S. to Sell 6-Month Bills				
04/16/2012 19:30	US	Fed's Bullard Speaks on Economy,				
02-05 APR	UK	Halifax House Price 3Mths/Year	MAR	-	--	-1.90%
02-05 APR	UK	Halifax House Prices sa (MoM)	MAR	-	--	-0.50%
06-10 APR	CH	Business Climate Index	1Q	--	--	128.2
06-10 APR	CH	Entrepreneur Confidence Index	1Q	--	--	122
08-13 APR	CH	Foreign Exchange Reserves	MAR	\$3215	--	\$3181.1
08-13 APR	CH	New Yuan Loans	MAR	780.0	--	710.7B
08-13 APR	CH	Money Supply - M0 (YoY)	MAR	--	--	8.80%
08-13 APR	CH	Money Supply - M1 (YoY)	MAR	5.50%	--	4.30%
08-13 APR	CH	Money Supply - M2 (YoY)	MAR	13.00	--	13.00%
09-12 APR	GE	Wholesale Price Index (MoM)	MAR	--	--	1.00%
09-12 APR	GE	Wholesale price Index (YoY)	MAR	--	--	2.60%
14-18 APR	CH	Actual FDI (YoY)	MAR	--	--	-0.90%
16-20 APR	JN	Nationwide Dept. Sales (YoY)	MAR	--	--	--
16-20 APR	JN	Tokyo Dept. Store Sales (YoY)	MAR	--	--	--
16-20 APR	UK	Nationwide Consumer Confidence	MAR	--	--	44



## Ежедневный обзор

Календарь отчетности, Европа*						
Компания	Тиккер	Дата	Время	Период	Консенсус	Оptionные ожидания колебания
Barry Callebaut AG	BARN SW	4/2/2012	5:00	S1 2012		0.7
Sofina SA	SOF BB	4/2/2012		Y 2011		1.3
Sofina SA	SOF BB	4/2/2012		Y 2011		1.87
Industrivarden AB	INDUA SS	4/5/2012		Q1 2012		-
Exor SpA	EXO IM	4/6/2012		Y 2011	4.21	-
Bankinter SA	BKT SM	4/13/2012		Q1 2012	0.04	-
Zardoya Otis SA	ZOT SM	4/13/2012		Q1 2012		-
WPP PLC	WPP LN	4/15/2012		Q1 2012		-
Kuehne + Nagel International AG	KNIN VX	4/16/2012		Q1 2012	1.2	-
Castellum AB	CAST SS	4/17/2012	9:00	Q1 2012	1.173	-
Wirecard AG	WDI GR	4/17/2012		Y 2011	0.61	1.85
ASML Holding NV	ASML NA	4/18/2012		Q1 2012	0.655	3.17
Svenska Cellulosa AB	SCAB SS	4/18/2012		Q1 2012	2.199	3.18
TESCO PLC	TSCO LN	4/18/2012		Y 2012	0.344	3.32
Trelleborg AB	TRELB SS	4/19/2012	11:00	Q1 2012	1.608	4.17
Nokia OYJ	NOK1V FH	4/19/2012		Q1 2012	-0.023	6.78
Tele2 AB	TEL2B SS	4/19/2012		Q1 2012	2.752	2.03
Modern Times Group AB	MTGA SS	4/19/2012		Q1 2012	6.258	-
CaixaBank	CABK SM	4/19/2012		Q1 2012		-
Getinge AB	GETIB SS	4/19/2012		Q1 2012	2.117	2.12
Sodexo	SW FP	4/19/2012		S1 2012		0.82
TeliaSonera AB	TLSN SS	4/19/2012		Q1 2012	1.101	5.33
Actelion Ltd	ATLN VX	4/19/2012		Q1 2012	0.653	-
Schindler Holding AG	SCHP VX	4/19/2012		Q1 2012	1.25	-
Enagas SA	ENG SM	4/19/2012		Q1 2012		-
Akzo Nobel NV	AKZA NA	4/19/2012		Q1 2012	0.65	2.24
SKF AB	SKFB SS	4/19/2012		Q1 2012	2.98	4.24
Debenhams PLC	DEB LN	4/19/2012		S1 2012	0.072	-
Chr Hansen Holding A/S	CHR DC	4/20/2012	3:00	Q2 2012	0.197	-
Wartsila OYJ Abp	WRT1V FH	4/20/2012	5:30	Q1 2012	0.341	-
Investment AB Kinnevik	KINVB SS	4/20/2012	6:00	Q1 2012		0.09
National Bank of Greece SA	ETE GA	4/20/2012	14:30	Y 2011	-0.097	-
Heineken NV	HEIA NA	4/20/2012		Q1 2012		2.15
Elan Corp PLC	ELN ID	4/20/2012		Q1 2012	0.014	-
Orion OYJ	ORNBV FH	4/22/2012		Q1 2012	0.406	-
Alfa Laval AB	ALFA SS	4/23/2012	12:00	Q1 2012	1.734	3.62

## Ежедневный обзор

Koninklijke Philips Electronics NV	PHIA NA	4/23/2012		Q1 2012	0.228	2.70
Saipem SpA	SPM IM	4/23/2012		Q1 2012	0.545	-
Snam SpA	SRG IM	4/24/2012	Bef-mkt	Q1 2012		-
ARM Holdings PLC	ARM LN	4/24/2012	Bef-mkt	Q1 2012	0.031	-
Kemira OYJ	KRA1V FH	4/24/2012	6:30	Q1 2012	0.207	-
Scania AB	SCVB SS	4/24/2012	7:30	Q1 2012	1.941	-
Kone OYJ	KNEBV FH	4/24/2012	9:30	Q1 2012	0.365	-
Assa Abloy AB	ASSAB SS	4/24/2012	10:00	Q1 2012	3.005	2.17
Stora Enso OYJ	STERV FH	4/24/2012	10:00	Q1 2012	0.121	2.74
Investor AB	INVEB SS	4/24/2012		Q1 2012		-
Koninklijke KPN NV	KPN NA	4/24/2012		Q1 2012	0.205	1.54
Skandinaviska Enskilda Banken AB	SEBA SS	4/24/2012		Q1 2012	1.218	5.49
Zodiac Aerospace	ZC FP	4/24/2012		S1 2012		-
Temenos Group AG	TEMN SW	4/24/2012		Q1 2012	0.078	3.28
Novartis AG	NOVN VX	4/24/2012		Q1 2012	1.357	-
Nordea Bank AB	NDA SS	4/24/2012		Q1 2012	0.184	3.47
Associated British Foods PLC	ABF LN	4/24/2012		S1 2012	0.336	-
Konecranes OYJ	KCR1V FH	4/25/2012	6:00	Q1 2012	0.253	-
Novozymes A/S	NZYMB DC	4/25/2012	6:00	Q1 2012	1.55	3.03
Ebro Foods SA	EBRO SM	4/25/2012		Q1 2012		1.95
Societe BIC SA	BB FP	4/25/2012		Q1 2012		0.97
Telefonaktiebolaget LM Ericsson	ERICB SS	4/25/2012		Q1 2012	0.598	5.42
Electrolux AB	ELUXB SS	4/25/2012		Q1 2012	1.603	5.22
Swedbank AB	SWEDA SS	4/25/2012		Q1 2012	2.624	3.03
Credit Suisse Group AG	CSGN VX	4/25/2012		Q1 2012	1.037	-
ABB Ltd	ABBN VX	4/25/2012		Q1 2012	0.321	-
Telenor ASA	TEL NO	4/25/2012		Q1 2012	1.945	4.30
Puma SE	PUM GR	4/25/2012		Q1 2012	5.31	1.43
Siemens AG	SIE GR	4/25/2012		Q2 2012	1.58	1.84
SAP AG	SAP GR	4/25/2012		Q1 2012	0.532	0.94
GlaxoSmithKline PLC	GSK LN	4/25/2012		Q1 2012	0.292	2.41
Standard Life PLC	SL/ LN	4/25/2012		Q1 2012		-
QIAGEN NV	QGEN US	4/25/2012		Q1 2012	0.198	2.68
Logitech International SA	LOGN VX	4/26/2012	2:00	Y 2012	0.473	-
Randstad Holding NV	RAND NA	4/26/2012	Bef-mkt	Q1 2012	0.34	3.83
Geberit AG	GEBN VX	4/26/2012	5:00	Q1 2012	1.7	-
Mobistar SA	MOBB BB	4/26/2012	5:00	Q1 2012		2.85
Coloplast A/S	COLOB DC	4/26/2012	6:00	Q2 2012	12.322	-
Kesko OYJ	KESBV FH	4/26/2012	6:00	Q1 2012	0.232	-
Royal Dutch Shell PLC	RDSA LN	4/26/2012	6:00	Q1 2012	1.104	-

## Ежедневный обзор

Neste Oil OYJ	NES1V FH	4/26/2012	6:00	Q1 2012	0.169	1.37
Fortum OYJ	FUM1V FH	4/26/2012	6:00	Q1 2012	0.543	3.12
Husqvarna AB	HUSQB SS	4/26/2012	6:00	Q1 2012	1.027	4.58
UPM-Kymmene OYJ	UPM1V FH	4/26/2012	6:30	Q1 2012	0.129	3.19
Shire PLC	SHP LN	4/26/2012	11:00	Q1 2012	0.9	2.83
STMicroelectronics NV	STM IM	4/26/2012	12:00	Q1 2012	-0.037	3.70
Ferrovial SA	FER SM	4/26/2012	Aft-mkt	Q1 2012		1.83
Outotec OYJ	OTE1V FH	4/26/2012		Q1 2012	0.376	-
Metso OYJ	MEO1V FH	4/26/2012		Q1 2012	0.59	1.96
Fiat SpA	F IM	4/26/2012		Q1 2012		-
Fiat Industrial SpA	FI IM	4/26/2012		Q1 2012	0.113	-
Rhoen Klinikum AG	RHK GR	4/26/2012		Q1 2012	0.27	2.30
Volvo AB	VOLVB SS	4/26/2012		Q1 2012	1.759	3.82
Tenaris SA	TEN IM	4/26/2012		Q1 2012	0.318	4.27
Deutsche Bank AG	DBK GR	4/26/2012		Q1 2012	1.678	4.25
Banco Bilbao Vizcaya Argentaria SA	BBVA SM	4/26/2012		Q1 2012	0.195	1.99
Banco Santander SA	SAN SM	4/26/2012		Q1 2012	0.195	3.15
Iberdrola SA	IBE SM	4/26/2012		Q1 2012		-
Bolsas y Mercados Espanoles SA	BME SM	4/26/2012		Q1 2012	0.415	-
Wincor Nixdorf AG	WIN GR	4/26/2012		Q2 2012	0.755	3.15
Volkswagen AG	VOW GR	4/26/2012		Q1 2012		2.82
Sandvik AB	SAND SS	4/26/2012		Q1 2012	1.773	1.30
Banco de Sabadell SA	SAB SM	4/26/2012		Q1 2012	0.035	-
JM AB	JM SS	4/26/2012		Q1 2012	2.518	-
Imerys SA	NK FP	4/26/2012		Q1 2012		2.80
Svenska Handelsbanken AB	SHBA SS	4/26/2012		Q1 2012	5.074	3.01
Bayer AG	BAYN GR	4/26/2012		Q1 2012	1.435	1.85
Technip SA	TEC FP	4/26/2012		Q1 2012	1.02	1.58
Alcatel-Lucent/France	ALU FP	4/26/2012		Q1 2012	-0.025	10.48
Dassault Systemes SA	DSY FP	4/26/2012		Q1 2012	0.686	0.97
Admiral Group PLC	ADM LN	4/26/2012		Q1 2012		-
Jeronimo Martins SGPS SA	JMT PL	4/26/2012		Q1 2012	0.17	-
AstraZeneca PLC	AZN LN	4/26/2012		Q1 2012	1.756	2.54
Whitbread PLC	WTB LN	4/26/2012		Y 2012	1.316	4.24
ENI SpA	ENI IM	4/27/2012	Bef-mkt	Q1 2012	0.583	-
Galp Energia SGPS SA	GALP PL	4/27/2012	Bef-mkt	Q1 2012	0.075	-
YIT OYJ	YTY1V FH	4/27/2012	5:00	Q1 2012	0.275	-
Daimler AG	DAI GR	4/27/2012	5:30	Q1 2012	1.34	2.23
SSAB AB	SSABA SS	4/27/2012	6:00	Q1 2012	0.872	4.03
Yara International ASA	YAR NO	4/27/2012	6:00	Q1 2012	8.825	4.28

## Ежедневный обзор

Amer Sports Oyj	AMEAS FH	4/27/2012	10:00	Q1 2012	0.113	-
Elisa OYJ	ELI1V FH	4/27/2012		Q1 2012	0.29	-
Atlas Copco AB	ATCOA SS	4/27/2012		Q1 2012	2.562	-
Total SA	FP FP	4/27/2012		Q1 2012	1.364	-
Aixtron SE NA	AIXA GR	4/27/2012		Q1 2012	-0.146	6.70
DSV A/S	DSV DC	4/27/2012		Q1 2012	1.843	2.86
Sanofi	SAN FP	4/27/2012		Q1 2012	1.682	1.62
Software AG	SOW GR	4/27/2012		Q1 2012	0.385	4.96
Novo Nordisk A/S	NOVOB DC	4/27/2012		Q1 2012	8.483	2.68
Rheinmetall AG	RHM GR	4/27/2012		Q1 2012	1.006	1.27
Norsk Hydro ASA	NHY NO	4/27/2012		Q1 2012	0.224	-
NCC AB	NCCA SS	4/27/2012		Q1 2012	-1.38	-
Nobel Biocare Holding AG	NOBN VX	4/27/2012		Q1 2012	0.092	-
BASF SE	BAS GR	4/27/2012		Q1 2012	1.425	1.61
Oriflame Cosmetics SA	ORI SS	4/27/2012		Q1 2012	0.529	2.18
Acerinox SA	ACX SM	4/27/2012		Q1 2012		-
Deutsche Boerse AG	DB1 GR	4/27/2012		Q1 2012	1.178	1.47
Barclays PLC	BARC LN	4/27/2012		Q1 2012		2.89
Anheuser-Busch InBev NV	ABI BB	4/30/2012		Q1 2012	0.91	2.02
UBS AG	UBSN VX	4/30/2012		Q1 2012	0.38	-
Erste Group Bank AG	EBS AV	4/30/2012		Q1 2012		4.29
Aberdeen Asset Management PLC	ADN LN	4/30/2012		S1 2012	0.09	-
Reckitt Benckiser Group PLC	RB/ LN	5/1/2012		Q1 2012	0.554	0.88
BP PLC	BP/ LN	5/1/2012		Q1 2012	0.27	1.98
Imperial Tobacco Group PLC	IMT LN	5/1/2012		S1 2012		-
TNT Express NV	TNTE NA	5/2/2012		Q1 2012	0.06	1.26
Fuchs Petrolub AG	FPE GR	5/2/2012		Q1 2012	0.695	-
Swisscom AG	SCMN VX	5/2/2012		Q1 2012	8.085	-
Vestas Wind Systems A/S	VWS DC	5/2/2012		Q1 2012	-0.23	4.88
Telenet Group Holding NV	TNET BB	5/2/2012		Q1 2012	0.265	7.60
Sydbank A/S	SYDB DC	5/2/2012		Q1 2012	2.6	-
Cofinimmo	COFB BB	5/2/2012		Q1 2012	1.84	1.76
Home Retail Group PLC	HOME LN	5/2/2012		Y 2012	0.085	-
British Sky Broadcasting Group PLC	BSY LN	5/2/2012		Q3 2012	0.113	1.91

## Ежедневный обзор

Календарь отчетности, США*						
Компания	Тикер	Дата	Время			Опционная амплитуда колебаний
Monsanto Co	MON US	4/4/2012	13:30	Q2 2012	2.113	-
Monsanto Co	MON US	4/4/2012	13:30	Q2 2012	2.118	3.20
Bed Bath & Beyond Inc	BBBY US	4/4/2012		Q4 2012	1.326	4.14
CarMax Inc	KMX US	4/5/2012	Bef-mkt	Q4 2012	0.4	5.59
Constellation Brands Inc	STZ US	4/5/2012	Bef-mkt	Q4 2012	0.383	1.89
Chevron Corp	CVX US	4/10/2012	21:00	Q1 2012	3.112	-
Alcoa Inc	AA US	4/10/2012		Q1 2012	-0.038	3.40
Fastenal Co	FAST US	4/12/2012	11:00	Q1 2012	0.343	2.25
JPMorgan Chase & Co	JPM US	4/13/2012	11:00	Q1 2012	1.146	1.74
Wells Fargo & Co	WFC US	4/13/2012	12:00	Q1 2012	0.727	2.45
SUPERVALU Inc	SVU US	4/13/2012		Q4 2012	0.356	8.95
Google Inc	GOOG US	4/13/2012		Q1 2012	9.616	5.02
Charles Schwab Corp/The	SCHW US	4/16/2012	Bef-mkt	Q1 2012	0.149	2.43
Gannett Co Inc	GCI US	4/16/2012	Bef-mkt	Q1 2012	0.309	4.80
Mattel Inc	MAT US	4/16/2012	10:00	Q1 2012	0.071	4.09
Citigroup Inc	C US	4/16/2012	12:00	Q1 2012	0.983	2.01
US Bancorp	USB US	4/17/2012	Bef-mkt	Q1 2012	0.641	1.57
Northern Trust Corp	NTRS US	4/17/2012	Bef-mkt	Q1 2012	0.658	2.67
Comerica Inc	CMA US	4/17/2012	Bef-mkt	Q1 2012	0.556	3.41
Coca-Cola Co/The	KO US	4/17/2012	Bef-mkt	Q1 2012	0.876	1.29
Goldman Sachs Group Inc/The	GS US	4/17/2012	12:00	Q1 2012	3.344	1.70
WW Grainger Inc	GWW US	4/17/2012	12:00	Q1 2012	2.499	2.34
Stryker Corp	SYK US	4/17/2012	20:00	Q1 2012	0.991	2.31
CSX Corp	CSX US	4/17/2012	Aft-mkt	Q1 2012	0.383	2.95
Yahoo! Inc	YHOO US	4/17/2012	Aft-mkt	Q1 2012	0.177	0.60
International Business Machines Corp	IBM US	4/17/2012	Aft-mkt	Q1 2012	2.639	2.01
Intel Corp	INTC US	4/17/2012		Q1 2012	0.494	2.91
Intuitive Surgical Inc	ISRG US	4/17/2012		Q1 2012	3.16	5.15

## Ежедневный обзор

State Street Corp	STT US	4/17/2012		Q1 2012	0.883	2.13
Halliburton Co	HAL US	4/18/2012	Bef-mkt	Q1 2012	0.854	1.89
Huntington Bancshares Inc/OH	HBAN US	4/18/2012	Bef-mkt	Q1 2012	0.14	4.59
Abbott Laboratories	ABT US	4/18/2012	Bef-mkt	Q1 2012	0.992	-
Bank of New York Mellon Corp/The	BK US	4/18/2012	10:30	Q1 2012	0.52	2.44
Marriott International Inc/DE	MAR US	4/18/2012	21:00	Q1 2012	0.286	-
American Express Co	AXP US	4/18/2012	Aft-mkt	Q1 2012	1.003	1.82
Stanley Black & Decker Inc	SWK US	4/18/2012	Aft-mkt	Q1 2012	1.12	2.34
Texas Instruments Inc	TXN US	4/18/2012		Q1 2012	0.173	-
Yum! Brands Inc	YUM US	4/18/2012		Q1 2012	0.724	1.92
PNC Financial Services Group Inc	PNC US	4/18/2012		Q1 2012	1.446	1.65
F5 Networks Inc	FFIV US	4/18/2012		Q2 2012	1.064	6.59
Noble Corp	NE US	4/18/2012		Q1 2012	0.432	2.33
Textron Inc	TXT US	4/18/2012		Q1 2012	0.363	4.23
Quest Diagnostics Inc	DGX US	4/18/2012		Q1 2012	1.012	2.74
M&T Bank Corp	MTB US	4/18/2012		Q1 2012	1.489	1.06
Zions Bancorporation	ZION US	4/18/2012		Q1 2012	0.288	-
QUALCOMM Inc	QCOM US	4/18/2012		Q2 2012	0.954	3.26
eBay Inc	EBAY US	4/18/2012		Q1 2012	0.515	3.43
Laboratory Corp of America Holdings	LH US	4/19/2012	Bef-mkt	Q1 2012	1.647	1.32
UnitedHealth Group Inc	UNH US	4/19/2012	Bef-mkt	Q1 2012	1.164	2.70
People's United Financial Inc	PBCT US	4/19/2012	Bef-mkt	Q1 2012	0.185	2.62
BB&T Corp	BBT US	4/19/2012	Bef-mkt	Q1 2012	0.56	2.40
First Horizon National Corp	FHN US	4/19/2012	Bef-mkt	Q1 2012	0.134	-
Sherwin-Williams Co/The	SHW US	4/19/2012	Bef-mkt	Q1 2012	0.714	3.03
KeyCorp	KEY US	4/19/2012	Bef-mkt	Q1 2012	0.187	1.91
Danaher Corp	DHR US	4/19/2012	10:00	Q1 2012	0.705	-
Southwest Airlines Co	LUV US	4/19/2012	10:30	Q1 2012	-0.05	4.47
Fifth Third Bancorp	FITB US	4/19/2012	10:30	Q1 2012	0.347	0.62
Bank of America Corp	BAC US	4/19/2012	11:00	Q1 2012	0.127	3.04
Rockwell Collins Inc	COL US	4/19/2012	11:30	Q2 2012	1.094	2.68
Verizon Communications Inc	VZ US	4/19/2012	11:30	Q1 2012	0.576	0.99
Chipotle Mexican Grill Inc	CMG US	4/19/2012	20:00	Q1 2012	1.919	3.35
Capital One Financial Corp	COF US	4/19/2012	20:05	Q1 2012	1.405	2.61
Altera Corp	ALTR US	4/19/2012	20:15	Q1 2012	0.361	-
Chubb Corp/The	CB US	4/19/2012	Aft-mkt	Q1 2012	1.467	1.19
Microsoft Corp	MSFT US	4/19/2012	Aft-mkt	Q3 2012	0.573	1.95
Union Pacific Corp	UNP US	4/19/2012		Q1 2012	1.637	3.49
El du Pont de Nemours & Co	DD US	4/19/2012		Q1 2012	1.55	-
Forest Laboratories Inc	FRX US	4/19/2012		Q4 2012	0.72	-

## Ежедневный обзор

Advanced Micro Devices Inc	AMD US	4/19/2012		Q1 2012	0.093	4.64
Travelers Cos Inc/The	TRV US	4/19/2012		Q1 2012	1.512	1.58
Omnicom Group Inc	OMC US	4/19/2012		Q1 2012	0.689	2.44
Nucor Corp	NUE US	4/19/2012		Q1 2012	0.399	1.09
Linear Technology Corp	LLTC US	4/19/2012		Q3 2012	0.415	2.73
Diamond Offshore Drilling Inc	DO US	4/19/2012		Q1 2012	1.004	0.73
Baxter International Inc	BAX US	4/19/2012		Q1 2012	1.006	1.55
Peabody Energy Corp	BTU US	4/19/2012		Q1 2012	0.595	2.60
Genuine Parts Co	GPC US	4/19/2012		Q1 2012	0.868	2.61
Johnson & Johnson	JNJ US	4/19/2012		Q1 2012	1.353	0.75
EMC Corp/MA	EMC US	4/19/2012		Q1 2012	0.358	2.55
Wynn Resorts Ltd	WYNN US	4/19/2012		Q1 2012	1.42	-
Honeywell International Inc	HON US	4/20/2012	Bef-mkt	Q1 2012	0.985	-
McDonald's Corp	MCD US	4/20/2012	Bef-mkt	Q1 2012	1.233	-
Ingersoll-Rand PLC	IR US	4/20/2012	11:00	Q1 2012	0.255	2.35
Altria Group Inc	MO US	4/20/2012		Q1 2012	0.486	-
American Electric Power Co Inc	AEP US	4/20/2012		Q1 2012	0.816	-
Robert Half International Inc	RHI US	4/20/2012		Q1 2012	0.277	0.70
Eaton Corp	ETN US	4/20/2012		Q1 2012	0.904	1.77
E*Trade Financial Corp	ETFC US	4/20/2012		Q1 2012	0.09	1.78
SanDisk Corp	SNDK US	4/20/2012		Q1 2012	0.919	0.57
Hudson City Bancorp Inc	HCBK US	4/20/2012		Q1 2012	0.151	-
St Jude Medical Inc	STJ US	4/20/2012		Q1 2012	0.828	3.38
Dover Corp	DOV US	4/20/2012		Q1 2012	1.02	-
TE Connectivity Ltd	TEL US	4/20/2012		Q2 2012	0.671	1.25
United Technologies Corp	UTX US	4/20/2012		Q1 2012	1.193	0.74
Apple Inc	AAPL US	4/20/2012		Q2 2012	9.686	-
International Game Technology	IGT US	4/20/2012		Q2 2012	0.258	2.96
Western Digital Corp	WDC US	4/20/2012		Q3 2012	1.498	1.76
Schlumberger Ltd	SLB US	4/20/2012		Q1 2012	1.009	2.17
PPG Industries Inc	PPG US	4/20/2012		Q1 2012	1.439	-
Freeport-McMoRan Copper & Gold Inc	FCX US	4/20/2012		Q1 2012	0.854	3.82
Morgan Stanley	MS US	4/20/2012		Q1 2012	0.341	4.00
Johnson Controls Inc	JCI US	4/20/2012		Q2 2012	0.529	3.19
BlackRock Inc	BLK US	4/20/2012		Q1 2012	2.968	-
SLM Corp	SLM US	4/20/2012		Q1 2012	0.514	1.50
Amphenol Corp	APH US	4/20/2012		Q1 2012	0.753	2.58
Biogen Idec Inc	BIIB US	4/20/2012		Q1 2012	1.484	1.00
L-3 Communications Holdings Inc	LLL US	4/20/2012		Q1 2012	1.869	-
Snap-on Inc	SNA US	4/20/2012		Q1 2012	1.16	-

## Ежедневный обзор

Boston Scientific Corp	BSX US	4/20/2012		Q1 2012	0.089	-
Goodrich Corp	GR US	4/20/2012		Q1 2012	1.645	-
Edwards Lifesciences Corp	EW US	4/20/2012		Q1 2012	0.483	-
Gilead Sciences Inc	GILD US	4/20/2012		Q1 2012	0.938	2.94
Reynolds American Inc	RAI US	4/20/2012		Q1 2012	0.649	-
ProLogis Inc	PLD US	4/20/2012		Q1 2012	0.398	-
Philip Morris International Inc	PM US	4/20/2012		Q1 2012	1.188	1.11
General Electric Co	GE US	4/20/2012		Q1 2012	0.328	1.52
SunTrust Banks Inc	STI US	4/23/2012	Bef-mkt	Q1 2012	0.304	5.06
ConocoPhillips	COP US	4/23/2012	12:00	Q1 2012	1.979	2.96
Ameriprise Financial Inc	AMP US	4/23/2012	Aft-mkt	Q1 2012	1.359	4.92
Hasbro Inc	HAS US	4/23/2012		Q1 2012	0.081	2.83
Xerox Corp	XRX US	4/23/2012		Q1 2012	0.224	5.52
Ryder System Inc	R US	4/24/2012	Bef-mkt	Q1 2012	0.584	4.36
Baker Hughes Inc	BHI US	4/24/2012	Bef-mkt	Q1 2012	0.877	5.57
Air Products & Chemicals Inc	APD US	4/24/2012	Bef-mkt	Q2 2012	1.394	3.14
McGraw-Hill Cos Inc/The	MHP US	4/24/2012	11:15	Q1 2012	0.455	2.87
AT&T Inc	T US	4/24/2012	12:00	Q1 2012	0.57	1.86
CH Robinson Worldwide Inc	CHRW US	4/24/2012	20:15	Q1 2012	0.651	4.64
FMC Technologies Inc	FTI US	4/24/2012	Aft-mkt	Q1 2012	0.453	4.08
Norfolk Southern Corp	NSC US	4/24/2012	Aft-mkt	Q1 2012	1.138	3.35
ACE Ltd	ACE US	4/24/2012	Aft-mkt	Q1 2012	1.868	3.38
PACCAR Inc	PCAR US	4/24/2012		Q1 2012	0.763	2.73
Hershey Co/The	HSY US	4/24/2012		Q1 2012	0.802	2.95
Amgen Inc	AMGN US	4/24/2012		Q1 2012	1.455	3.22
3M Co	MMM US	4/24/2012		Q1 2012	1.481	2.84
Juniper Networks Inc	JNPR US	4/24/2012		Q1 2012	0.134	6.26
Coach Inc	COH US	4/24/2012		Q3 2012	0.751	5.44
Regions Financial Corp	RF US	4/24/2012		Q1 2012	0.076	4.12
T Rowe Price Group Inc	TROW US	4/24/2012		Q1 2012	0.75	4.23
National Oilwell Varco Inc	NOV US	4/25/2012	Bef-mkt	Q1 2012	1.391	4.33
Harley-Davidson Inc	HOG US	4/25/2012	Bef-mkt	Q1 2012	0.719	4.97
WellPoint Inc	WLP US	4/25/2012	10:00	Q1 2012	2.292	2.86
NASDAQ OMX Group Inc/The	NDAQ US	4/25/2012	11:00	Q1 2012	0.642	3.37
Molex Inc	MOLX US	4/25/2012	11:30	Q3 2012	0.348	-
Boeing Co/The	BA US	4/25/2012	11:30	Q1 2012	0.926	2.67
Xilinx Inc	XLNX US	4/25/2012	21:00	Q4 2012	0.407	3.92
Varian Medical Systems Inc	VAR US	4/25/2012	Aft-mkt	Q2 2012	0.962	3.72
Assurant Inc	AIZ US	4/25/2012	Aft-mkt	Q1 2012	1.408	4.70
Owens-Illinois Inc	OI US	4/25/2012	Aft-mkt	Q1 2012	0.504	5.21



## Ежедневный обзор

Williams Cos Inc/The	WMB US	4/25/2012	Aft-mkt	Q1 2012	0.363	3.31
Eli Lilly & Co	LLY US	4/25/2012		Q1 2012	0.78	2.47
Netflix Inc	NFLX US	4/25/2012		Q1 2012	-0.271	12.75
Kimberly-Clark Corp	KMB US	4/25/2012		Q1 2012	1.167	-
Cooper Industries PLC	CBE US	4/25/2012		Q1 2012	1.003	3.27
AutoNation Inc	AN US	4/25/2012		Q1 2012	0.521	3.94
Jacobs Engineering Group Inc	JEC US	4/25/2012		Q2 2012	0.74	4.86
Equity Residential	EQR US	4/25/2012		Q1 2012	0.619	2.94
Akamai Technologies Inc	AKAM US	4/25/2012		Q1 2012	0.38	9.64
Masco Corp	MAS US	4/25/2012		Q1 2012	-0.006	7.51
Cabot Oil & Gas Corp	COG US	4/25/2012		Q1 2012	0.147	5.04
Newfield Exploration Co	NFX US	4/25/2012		Q1 2012	0.782	6.67
Express Scripts Inc	ESRX US	4/25/2012		Q1 2012	0.777	3.21
Bemis Co Inc	BMS US	4/26/2012	Bef-mkt	Q1 2012	0.468	-
Time Warner Cable Inc	TWC US	4/26/2012	Bef-mkt	Q1 2012	1.245	3.75
Ball Corp	BLL US	4/26/2012	Bef-mkt	Q1 2012	0.59	-
Colgate-Palmolive Co	CL US	4/26/2012	Bef-mkt	Q1 2012	1.235	2.66
Tyco International Ltd	TYC US	4/26/2012	Bef-mkt	Q2 2012	0.789	3.45
Exxon Mobil Corp	XOM US	4/26/2012	Bef-mkt	Q1 2012	1.988	2.22
Starwood Hotels & Resorts Worldwide Inc	HOT US	4/26/2012	Bef-mkt	Q1 2012	0.512	4.80
Xcel Energy Inc	XEL US	4/26/2012	Bef-mkt	Q1 2012	0.424	-
CME Group Inc	CME US	4/26/2012	Bef-mkt	Q1 2012	4.107	3.61
Coca-Cola Enterprises Inc	CCE US	4/26/2012	Bef-mkt	Q1 2012	0.334	2.28
Fidelity National Information Services Inc	FIS US	4/26/2012	Bef-mkt	Q1 2012	0.507	4.29
Waste Management Inc	WM US	4/26/2012	Bef-mkt	Q1 2012	0.39	3.34
Aetna Inc	AET US	4/26/2012	10:00	Q1 2012	1.391	3.51
PepsiCo Inc	PEP US	4/26/2012	11:00	Q1 2012	0.669	2.51
Kellogg Co	K US	4/26/2012	12:00	Q1 2012	0.991	2.80
Leggett & Platt Inc	LEG US	4/26/2012	Aft-mkt	Q1 2012	0.323	3.64
Starbucks Corp	SBUX US	4/26/2012	Aft-mkt	Q2 2012	0.388	4.18
Entergy Corp	ETR US	4/26/2012	Aft-mkt	Q1 2012	1.129	1.90
Broadcom Corp	BRCM US	4/26/2012		Q1 2012	0.552	6.00
Ecolab Inc	ECL US	4/26/2012		Q1 2012	0.487	2.53
Occidental Petroleum Corp	OXY US	4/26/2012		Q1 2012	2.006	3.43
Lexmark International Inc	LXK US	4/26/2012		Q1 2012	1.044	7.05
Safeway Inc	SWY US	4/26/2012		Q1 2012	0.297	3.62
CMS Energy Corp	CMS US	4/26/2012		Q1 2012	0.5	1.34
United States Steel Corp	X US	4/26/2012		Q1 2012	0.417	6.71
United Parcel Service Inc	UPS US	4/26/2012		Q1 2012	1.007	2.52
MetroPCS Communications Inc	PCS US	4/26/2012		Q1 2012	0.173	9.47

## Ежедневный обзор

Valero Energy Corp	VLO US	4/26/2012		Q1 2012	0.362	4.62
Illinois Tool Works Inc	ITW US	4/26/2012		Q1 2012	0.951	2.29
QEP Resources Inc	QEP US	4/26/2012		Q1 2012	0.456	7.49
Range Resources Corp	RRC US	4/26/2012		Q1 2012	0.168	5.35
Nabors Industries Ltd	NBR US	4/26/2012		Q1 2012	0.517	5.82
Amazon.com Inc	AMZN US	4/26/2012		Q1 2012	0.063	6.89
Dow Chemical Co/The	DOW US	4/26/2012		Q1 2012	0.585	3.79
Roper Industries Inc	ROP US	4/26/2012		Q1 2012	1.04	3.34
Cummins Inc	CMI US	4/26/2012		Q1 2012	2.204	5.38
Cameron International Corp	CAM US	4/26/2012		Q1 2012	0.555	4.74
BorgWarner Inc	BWA US	4/26/2012		Q1 2012	1.269	4.10
Becton Dickinson and Co	BDX US	4/26/2012		Q2 2012	1.384	2.56
Lockheed Martin Corp	LMT US	4/26/2012		Q1 2012	1.694	3.28
Waters Corp	WAT US	4/26/2012		Q1 2012	1.089	4.78
Hospira Inc	HSP US	4/26/2012		Q1 2012	0.456	6.80
Republic Services Inc	RSG US	4/26/2012		Q1 2012	0.42	2.85
Western Union Co/The	WU US	4/26/2012		Q1 2012	0.398	3.91
Sigma-Aldrich Corp	SIAL US	4/26/2012		Q1 2012	0.988	3.50
Noble Energy Inc	NBL US	4/26/2012		Q1 2012	1.399	3.70
Life Technologies Corp	LIFE US	4/26/2012		Q1 2012	0.93	5.08
CBRE Group Inc	CBG US	4/26/2012		Q1 2012	0.134	6.34
Lorillard Inc	LO US	4/26/2012		Q1 2012	1.985	3.81
DeVry Inc	DV US	4/26/2012		Q3 2012	0.987	5.74
Total System Services Inc	TSS US	4/26/2012		Q1 2012	0.297	-
Ford Motor Co	F US	4/26/2012		Q1 2012	0.382	3.46
Covidien PLC	COV US	4/27/2012	Bef-mkt	Q2 2012	1.03	3.34
Newmont Mining Corp	NEM US	4/27/2012	Bef-mkt	Q1 2012	1.145	3.66
Simon Property Group Inc	SPG US	4/27/2012	Bef-mkt	Q1 2012	1.677	3.34
Weyerhaeuser Co	WY US	4/27/2012	Bef-mkt	Q1 2012	-0.001	2.76
Eastman Chemical Co	EMN US	4/27/2012		Q1 2012	1.126	4.45
Sealed Air Corp	SEE US	4/27/2012		Q1 2012	0.219	4.03
O'Reilly Automotive Inc	ORLY US	4/27/2012		Q1 2012	1.031	4.76
Southwestern Energy Co	SWN US	4/27/2012		Q1 2012	0.346	4.88
Helmerich & Payne Inc	HP US	4/27/2012		Q2 2012	1.218	4.42
KLA-Tencor Corp	KLAC US	4/27/2012		Q3 2012	1.098	4.31
Equifax Inc	EFX US	4/27/2012		Q1 2012	0.657	-
Apache Corp	APA US	4/27/2012		Q1 2012	3.055	2.51
VF Corp	VFC US	4/27/2012		Q1 2012	1.878	4.08
DENTSPLY International Inc	XRAY US	4/27/2012		Q1 2012	0.511	3.92
Discovery Communications Inc	DISCA US	4/27/2012		Q1 2012	0.597	3.55

## Ежедневный обзор

DTE Energy Co	DTE US	4/27/2012	Q1 2012	1.246	2.27
Motorola Mobility Holdings Inc	MMI US	4/27/2012	Q1 2012	0.006	-
Merck & Co Inc	MRK US	4/27/2012	Q1 2012	0.975	2.73
International Paper Co	IP US	4/27/2012	Q1 2012	0.508	4.27
Federated Investors Inc	FII US	4/27/2012	Q1 2012	0.379	3.28
Sprint Nextel Corp	S US	4/27/2012	Q1 2012	-0.404	6.68
Moody's Corp	MCO US	4/27/2012	Q1 2012	0.665	4.92
Wyndham Worldwide Corp	WYN US	4/27/2012	Q1 2012	0.555	4.12
Cliffs Natural Resources Inc	CLF US	4/27/2012	Q1 2012	1.182	4.78
Cardinal Health Inc	CAH US	4/27/2012	Q3 2012	0.886	3.00
Coventry Health Care Inc	CVH US	4/27/2012	Q1 2012	0.642	2.22
Interpublic Group of Cos Inc/The	IPG US	4/27/2012	Q1 2012	-0.097	6.61
PulteGroup Inc	PHM US	4/27/2012	Q1 2012	-0.039	4.77
Cerner Corp	CERN US	4/27/2012	Q1 2012	0.499	5.10
Dr Pepper Snapple Group Inc	DPS US	4/27/2012	Q1 2012	0.478	3.54
SCANA Corp	SCG US	4/27/2012	Q1 2012	0.886	2.08
Harman International Industries Inc	HAR US	4/27/2012	Q3 2012	0.688	8.32
Invesco Ltd	IVZ US	4/27/2012	Q1 2012	0.425	3.69
Bristol-Myers Squibb Co	BMJ US	4/27/2012	Q1 2012	0.65	2.25
Celgene Corp	CELG US	4/27/2012	Q1 2012	1.13	4.16
Mead Johnson Nutrition Co	MJN US	4/27/2012	Q1 2012	0.779	3.07
EQT Corp	EQT US	4/27/2012	Q1 2012	0.614	4.18
Consol Energy Inc	CNX US	4/27/2012	Q1 2012	0.6	4.81
Zimmer Holdings Inc	ZMH US	4/27/2012	Q1 2012	1.301	3.90
Raytheon Co	RTN US	4/27/2012	Q1 2012	1.155	3.40
AmerisourceBergen Corp	ABC US	4/27/2012	Q2 2012	0.809	3.16
Northrop Grumman Corp	NOC US	4/27/2012	Q1 2012	1.593	3.00
Crown Castle International Corp	CCI US	4/27/2012	Q1 2012	0.182	4.25
Citrix Systems Inc	CTXS US	4/27/2012	Q1 2012	0.509	6.43
LSI Corp	LSI US	4/27/2012	Q1 2012	0.139	5.40
Dun & Bradstreet Corp/The	DNB US	4/27/2012	Q1 2012	1.324	1.78
Exelon Corp	EXC US	4/27/2012	Q1 2012	0.817	1.94
MeadWestvaco Corp	MWV US	4/27/2012	Q1 2012	0.225	-
Allegheny Technologies Inc	ATI US	4/27/2012	Q1 2012	0.511	6.16
Watson Pharmaceuticals Inc	WPI US	4/27/2012	Q1 2012	1.585	-
Southern Co/The	SO US	4/27/2012	Q1 2012	0.475	1.70
Torchmark Corp	TMK US	4/27/2012	Q1 2012	1.273	4.05
Rockwell Automation Inc	ROK US	4/27/2012	Q2 2012	1.27	4.75
Franklin Resources Inc	BEN US	4/27/2012	Q2 2012	2.16	3.96
Corning Inc	GLW US	4/27/2012	Q1 2012	0.286	4.22

## Ежедневный обзор

General Dynamics Corp	GD US	4/27/2012		Q1 2012	1.709	3.24
Praxair Inc	PX US	4/27/2012		Q1 2012	1.357	2.98
Motorola Solutions Inc	MSI US	4/27/2012		Q1 2012	0.546	4.27
Iron Mountain Inc	IRM US	4/27/2012		Q1 2012	0.282	4.25
Aflac Inc	AFL US	4/27/2012		Q1 2012	1.664	4.56
Host Hotels & Resorts Inc	HST US	4/27/2012		Q1 2012	0.132	4.49
Flowserve Corp	FLS US	4/27/2012		Q1 2012	1.657	4.67
AvalonBay Communities Inc	AVB US	4/27/2012		Q1 2012	1.243	3.37
Avery Dennison Corp	AVY US	4/27/2012		Q1 2012	0.448	4.91
Parker Hannifin Corp	PH US	4/27/2012		Q3 2012	1.723	4.16
Allstate Corp/The	ALL US	4/27/2012		Q1 2012	1.039	3.41
Teradyne Inc	TER US	4/27/2012		Q1 2012	0.279	6.50
Cincinnati Financial Corp	CINF US	4/27/2012		Q1 2012	0.41	3.09
VeriSign Inc	VRSN US	4/27/2012		Q1 2012	0.429	3.93
Medco Health Solutions Inc	MHS US	4/27/2012		Q1 2012	0.994	-
Dominion Resources Inc/VA	D US	4/27/2012		Q1 2012	0.941	1.63
Procter & Gamble Co/The	PG US	4/27/2012		Q3 2012	0.924	1.99
Novellus Systems Inc	NVLS US	4/27/2012		Q1 2012	0.608	4.41
Thermo Fisher Scientific Inc	TMO US	4/27/2012		Q1 2012	1.096	4.13
Whirlpool Corp	WHR US	4/27/2012		Q1 2012	1.17	6.52
Stericycle Inc	SRCL US	4/27/2012		Q1 2012	0.76	2.98
Fiserv Inc	FISV US	4/27/2012		Q1 2012	1.141	3.24
Expedia Inc	EXPE US	4/27/2012		Q1 2012	0.152	4.76
NYSE Euronext	NYX US	4/30/2012	Bef-mkt	Q1 2012	0.528	2.56
Humana Inc	HUM US	4/30/2012	10:00	Q1 2012	1.546	3.48
Plum Creek Timber Co Inc	PCL US	4/30/2012	Aft-mkt	Q1 2012	0.233	3.15
Pitney Bowes Inc	PBI US	4/30/2012		Q1 2012	0.5	3.83
Goodyear Tire & Rubber Co/The	GT US	4/30/2012		Q1 2012	0.072	7.68
FLIR Systems Inc	FLIR US	4/30/2012		Q1 2012	0.335	3.89
NextEra Energy Inc	NEE US	4/30/2012		Q1 2012	1.052	1.62
DR Horton Inc	DHI US	4/30/2012		Q2 2012	0.033	4.49
Newell Rubbermaid Inc	NWL US	4/30/2012		Q1 2012	0.308	4.86
Caterpillar Inc	CAT US	4/30/2012		Q1 2012	2.125	4.22
Aon Corp	AON US	4/30/2012		Q1 2012	0.861	3.58
Pinnacle West Capital Corp	PNW US	4/30/2012		Q1 2012	-0.089	-
Apartment Investment & Management Co	AIV US	4/30/2012		Q1 2012	0.37	-
Automatic Data Processing Inc	ADP US	5/1/2012	Bef-mkt	Q3 2012	0.914	2.38
Harris Corp	HRS US	5/1/2012	10:30	Q3 2012	1.338	3.73
CBS Corp	CBS US	5/1/2012	20:15	Q1 2012	0.431	4.22
Pfizer Inc	PFE US	5/1/2012		Q1 2012	0.564	2.95

## Ежедневный обзор

Emerson Electric Co	EMR US	5/1/2012		Q2 2012	0.812	3.67
Time Warner Inc	TWX US	5/2/2012	Bef-mkt	Q1 2012	0.647	3.17
CVS Caremark Corp	CVS US	5/2/2012	Bef-mkt	Q1 2012	0.63	3.53
Public Service Enterprise Group Inc	PEG US	5/2/2012	11:30	Q1 2012	0.672	2.33
Pioneer Natural Resources Co	PXD US	5/2/2012	Aft-mkt	Q1 2012	1.158	4.07
Symantec Corp	SYMC US	5/2/2012	Aft-mkt	Q4 2012	0.42	5.70
Prudential Financial Inc	PRU US	5/2/2012	Aft-mkt	Q1 2012	1.673	4.16
Lincoln National Corp	LNC US	5/2/2012	Aft-mkt	Q1 2012	0.954	5.67
Hartford Financial Services Group Inc	HIG US	5/2/2012	Aft-mkt	Q1 2012	0.982	5.47
MetLife Inc	MET US	5/2/2012	Aft-mkt	Q1 2012	1.24	4.40
Kimco Realty Corp	KIM US	5/2/2012	Aft-mkt	Q1 2012	0.301	3.77
FMC Corp	FMC US	5/2/2012		Q1 2012	1.84	4.02
IntercontinentalExchange Inc	ICE US	5/2/2012		Q1 2012	2.024	4.07
DaVita Inc	DVA US	5/2/2012		Q1 2012	1.452	4.39
Murphy Oil Corp	MUR US	5/2/2012		Q1 2012	1.457	3.13
Boston Properties Inc	BXP US	5/2/2012		Q1 2012	1.131	3.42
Anadarko Petroleum Corp	APC US	5/2/2012		Q1 2012	0.795	4.32
Loews Corp	L US	5/2/2012		Q1 2012	0.88	2.17
Edison International	EIX US	5/2/2012		Q1 2012	0.507	2.17
FirstEnergy Corp	FE US	5/2/2012		Q1 2012	0.789	2.22
Principal Financial Group Inc	PFG US	5/2/2012		Q1 2012	0.735	5.78
Mastercard Inc	MA US	5/2/2012		Q1 2012	5.274	5.09
Comcast Corp	CMCSA US	5/2/2012		Q1 2012	0.429	3.63

**Заявление об ограничении ответственности:** Настоящие обзоры подготовлены в информационных целях. Они ни в коем случае не являются и не должны рассматриваться как предложение купить или продать соответствующие ценные бумаги. Информация, содержащаяся в данных обзорах, получена из вызывающих доверия открытых источников. Несмотря на то, что при подготовке обзоров были предприняты необходимые меры для получения достоверной информации, ИК РУСС-ИНВЕСТ не исключает возможность включения в обзор ошибочной информации, предоставленной соответствующими источниками, и не несет за это ответственности. ИК РУСС-ИНВЕСТ, его работники и клиенты могут быть заинтересованы в покупке или продаже ценных бумаг, упомянутых в обзорах.

[www.russ-invest.com](http://www.russ-invest.com)

**Москва**

Тел: +7(495) 363-93-80  
 Факс: +7(495) 363-93-90  
 E-mail: [mail@russ-invest.com](mailto:mail@russ-invest.com)  
 Адрес: Москва, 119019, 5-3/12  
 Нащокинский переулок

**Санкт-Петербург**

Тел: +7(812) 337-55-37  
 Факс: +7(812) 337-55-37  
 E-mail: [spb@russ-invest.com](mailto:spb@russ-invest.com)  
 Адрес: 190002, СПб, Набережная р.  
 Фонтанки, 52

**Самара**

Телефон: +7 (846) 262-75-52  
 Факс: +7 (846) 262-75-52  
 E-mail: [sam@russ-invest.com](mailto:sam@russ-invest.com)  
 Адрес: 443067, Самара, ул. Гагарина,  
 дом 95

© 2007 | ОАО «ИК РУСС-ИНВЕСТ»

Лицензия ФСФР №077-08757-000100 и №077-08755-001000

Лицензия ФСФР №177-06310-100000 и №177-06312-010000

Лицензия ФСФР №906